




## Product Data Sheet (2021-08-26)

### Contra-Flex 2 - 80

For sealed heating installations (acc. to EN12828) and chilled water (cooling) installations.



Type	Capacity [l]	Pre-charge [bar]	Max. working pressure [bar]	Dimensions				Syst. conn. (E)	Weight [kg]		Order Code
				A [mm]	B [mm]	Ø C [mm]	D [mm]				
Contra-Flex 2 - 1.5 bar	2	1.5	3.0	216	144			G 3/4" M	1.5	120	13213
Contra-Flex 4 - 1.5 bar	4	1.5	3.0	216	192			G 3/4" M	1.8	90	13413
Contra-Flex 8 - 0.5 bar	8	0.5	3.0	245	277			R 3/4"	2.2	50	26074
Contra-Flex 8 - 1.5 bar	8	1.5	3.0	245	277			R 3/4"	2.2	50	26073
Contra-Flex 8 white - 1.5 bar	8	1.5	3.0	245	277			R 3/4"	2.2	50	26063
Contra-Flex 12 - 0.5 bar	12	0.5	3.0	286	309			R 3/4"	2.7	36	26136
Contra-Flex 12 - 1.5 bar	12	1.5	3.0	286	309			R 3/4"	2.7	36	26133
Contra-Flex 12 white - 1.5 bar	12	1.5	3.0	286	309			R 3/4"	2.7	36	26153
Contra-Flex 18 - 0.5 bar	18	0.5	3.0	328	323			R 3/4"	3.7	24	26171
Contra-Flex 18 - 1.0 bar	18	1.0	3.0	328	323			R 3/4"	3.7	24	26172
Contra-Flex 18 - 1.5 bar	18	1.5	3.0	328	323			R 3/4"	3.7	24	26173
Contra-Flex 18 white - 1.0 bar	18	1.0	3.0	328	323			R 3/4"	3.7	24	26162
Contra-Flex 18 white - 1.5 bar	18	1.5	3.0	328	323			R 3/4"	3.7	24	26163
Contra-Flex 25 - 1.5 bar	25	1.5	3.0	358	356			R 3/4"	4.5	18	26243

Type	Capacity [l]	Pre-charge [bar]	Max. working pressure [bar]	Dimensions				Syst. conn. (E)	Weight [kg]		Order Code
				A [mm]	B [mm]	Ø C [mm]	D [mm]				
<b>Contra-Flex 25 white - 1.5 bar</b>	25	1.5	3.0	358	356			R 3/4"	4.5	18	26233
<b>Contra-Flex 35 - 0.5 bar</b>	35	0.5	3.0	396	435	263	118	R 3/4"	5.6	18	26341
<b>Contra-Flex 35 - 1.5 bar</b>	35	1.5	3.0	396	435	263	118	R 3/4"	5.6	18	26343
<b>Contra-Flex 35 white - 1.5 bar</b>	35	1.5	3.0	396	435	263	118	R 3/4"	5.6	18	26333
<b>Contra-Flex 50 - 1.5 bar</b>	50	1.5	6.0	437	493	263	134	R 3/4"	11.4	12	26493
<b>Contra-Flex 50 white - 1.5 bar</b>	50	1.5	6.0	437	493	263	134	R 3/4"	11.4	12	26483
<b>Contra-Flex 80 - 1.5 bar</b>	80	1.5	6.0	519	534	360	140	R 1"	15.0	12	26793
<b>Contra-Flex 80 white - 1.5 bar</b>	80	1.5	6.0	519	534	360	140	R 1"	15.0	12	26783



## Advantages

- Nitrogen gas filling for longer maintenance of pre-pressure.
- Each vessel is factory tested.
- Diaphragm: Flexible rubber with rolling action.

## Technical Specifications

- Maximum working pressure: 3.0 or 6.0 bar.
- Vessels in accordance with EN13831.
- Suitable for systems with a maximum system temperature of 120 °C.
- Min. / max. temperature diaphragm: -10 / 70 °C.
- Suitable for addition of glycol-based anti-freeze up to 50%.
- Deep drawn steel vessel halves with zinc plated steel clench ring.
- In accordance with Pressure Equipment Directive 2014/68/EU.
- Red (RAL 3002) or white (RAL 9010) epoxy powder coating. (Contra-Flex white: Not available on stock in the U.K.)
- Contra-Flex 35 - 80: With feet.

**Find more information online:**

[Installation and operating instruction](#)

[Declaration of conformity PED 2014/68/EU](#)

[PED Module D](#)

[PED Module D1](#)

[Declaration of conformity UKCA](#)

[Contra-Flex ADSK](#)

[Contra-Flex 2-25l ADSK Revit](#)

[Contra-Flex 35-80l - RFA](#)

[Contra-Flex DWG](#)

[Contra-Flex IPT](#)

[Contra-Flex STEP](#)

[Contra-Flex W ADSK](#)

[Contra-Flex W 2-25l ADSK Revit](#)

[Contra-Flex W 35-80l - RFA](#)

[Contra-Flex W DWG](#)

[Contra-Flex W IPT](#)

[Contra-Flex W STEP](#)

[Export catalogue](#)

Flamco Group

Fort Blauwkapel 1

1358 DB, Almere - nl

**T** +31 (0)36 52 62 300

**E** [info@flamcogroup.com](mailto:info@flamcogroup.com)

**I** [flamcogroup.com](http://flamcogroup.com)