

For sealed heating installations (acc. to EN12828) and chilled water (cooling) installations.

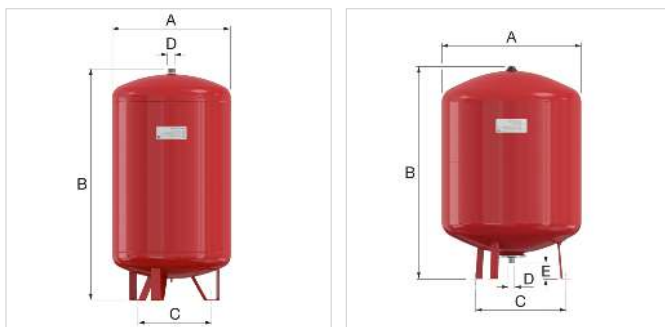


Advantages


- Nitrogen gas filling for longer maintenance of pre-pressure.
- Each vessel is factory tested.
- Diaphragm: Flexible rubber with rolling action.


Technical Specifications

- Maximum working pressure: 6.0 bar.
- Vessels in accordance with EN13831.
- Suitable for systems with a maximum system temperature of 120 °C.
- Min./ max. temperature diaphragm: -10 / 70 °C.
- Suitable for addition of glycol-based anti-freeze up to 50%.
- All welded construction.
- In accordance with Pressure Equipment Directive 2014/68/EU.
- Tilting height:
800L: 1865 mm.
1000L: 2195 mm.
- Red (RAL 3002) epoxy powder coating.





Type	Capacity [l]	Pre-charge [bar]	Dimensions				Syst. conn. (D)	Weight [kg]		Order Code
			Ø A [mm]	B [mm]	C [mm]	E [mm]				
Contra-Flex 100 - 1.5 bar	100	1.5	550	630	440	63	G 3/4" M	13.9	8	26103
Contra-Flex 100 - 2.5 bar	100	2.5	550	630	440	63	G 3/4" M	13.9	8	26105
Contra-Flex 100 white - 2.5 bar	100	2.5	550	630	440	63	G 3/4" M	13.9	8	16350
Contra-Flex 100 - 3.0 bar	100	3.0	550	630	440	63	G 3/4" M	13.9	8	17114
Contra-Flex 150 - 1.5 bar	150	1.5	550	837	440	63	G 3/4" M	17.6	8	16153
Contra-Flex 150 - 2.5 bar	150	2.5	550	837	440	63	G 3/4" M	17.6	8	26155
Contra-Flex 150 white - 2.5 bar	150	2.5	550	837	440	63	G 3/4" M	17.6	8	16351
Contra-Flex 150 - 3.0 bar	150	3.0	550	837	440	63	G 3/4" M	17.6	8	17119
Contra-Flex 200 - 1.5 bar	200	1.5	484	1300	360	-	R 1"	25.0	8	26213
Contra-Flex 200 - 2.5 bar	200	2.5	484	1300	360	-	R 1"	25.0	8	26215
Contra-Flex 200 white - 2.5 bar	200	2.5	484	1300	360	-	R 1"	25.0	8	16352
Contra-Flex 200 - 3.0 bar	200	3.0	484	1300	360	-	R 1"	25.0	8	17124
Contra-Flex 250 - 1.5 bar	250	1.5	600	1153	450	-	R 1"	31.8	6	16253
Contra-Flex 250 - 2.5 bar	250	2.5	600	1153	450	-	R 1"	31.8	6	26225
Contra-Flex 250 white - 2.5 bar	250	2.5	600	1153	450	-	R 1"	31.8	6	16353
Contra-Flex 300 - 1.5 bar	300	1.5	600	1330	450	-	R 1"	35.6	6	26303
Contra-Flex 300 - 2.5 bar	300	2.5	600	1330	450	-	R 1"	35.6	6	26305
Contra-Flex 300 white - 2.5 bar	300	2.5	600	1330	450	-	R 1"	35.6	6	16354
Contra-Flex 300 - 3.0 bar	300	3.0	600	1330	450	-	R 1"	35.6	6	17134
Contra-Flex 400 - 1.5 bar	400	1.5	790	1180	610	-	R 1"	53.4	1	26413
Contra-Flex 400 - 2.5 bar	400	2.5	790	1180	610	-	R 1"	53.4	1	26415
Contra-Flex 400 white - 2.5 bar	400	2.5	790	1180	610	-	R 1"	53.4	1	16355
Contra-Flex 400 - 3.0 bar	400	3.0	790	1180	610	-	R 1"	53.4	1	17144
Contra-Flex 500 - 1.5 bar	500	1.5	790	1330	610	-	R 1"	60.2	1	26523
Contra-Flex 500 - 2.5 bar	500	2.5	790	1330	610	-	R 1"	60.2	1	26525
Contra-Flex 500 white - 2.5 bar	500	2.5	790	1330	610	-	R 1"	60.2	1	16356
Contra-Flex 600 - 1.5 bar	600	1.5	790	1538	610	-	R 1"	67.0	1	17162
Contra-Flex 600 - 2.5 bar	600	2.5	790	1538	610	-	R 1"	67.0	1	26625
Contra-Flex 600 white - 2.5 bar	600	2.5	790	1538	610	-	R 1"	67.0	1	16357
Contra-Flex 600 - 3.0 bar	600	3.0	790	1538	610	-	R 1"	67.0	1	17164
Contra-Flex 800 - 1.5 bar	800	1.5	790	1888	610	-	R 1"	84.2	1	17181
Contra-Flex 800 - 2.5 bar	800	2.5	790	1888	610	-	R 1"	84.2	1	26825
Contra-Flex 800 white - 2.5 bar	800	2.5	790	1888	610	-	R 1"	84.2	1	16358
Contra-Flex 800 - 3.0 bar	800	3.0	790	1888	610	-	R 1"	84.2	1	17184
Contra-Flex 1000 - 1.5 bar	1000	1.5	790	2268	610	-	R 1"	95.0	1	17190
Contra-Flex 1000 - 2.5 bar	1000	2.5	790	2268	610	-	R 1"	95.0	1	26925
Contra-Flex 1000 white - 2.5 bar	1000	2.5	790	2268	610	-	R 1"	95.0	1	16359

Type	Capacity [l]	Pre-charge [bar]	Dimensions				Syst. conn. (D)	Weight [kg]		Order Code
			Ø A [mm]	B [mm]	C [mm]	E [mm]				
Contra-Flex 1000 - 3.0 bar	1000	3.0	790	2268	610	-	R 1"	95.0	1	17194



Find more information online:

- [Installation and operating instruction](#)
- [Declaration of conformity PED 2014/68/EU](#)
- [PED Module D](#)
- [PED Module D1](#)
- [Declaration of conformity UKCA](#)
- [Contra-Flex ADSK](#)
- [Contra-Flex ADSK Revit](#)
- [Contra-Flex DWG](#)
- [Contra-Flex IPT](#)
- [Contra-Flex STEP](#)
- [Export catalogue](#)
- [Packaging data](#)