



RADIATORS CATALOGUE 2022

EN







Nova Florida is a Fondital brand, Fondital is the first manufacturer of die-cast aluminium radiators worldwide as well as the international leader in heating systems. This is the result of the focus on sustainable innovation in R&D, production renewal related to study of the products, the constant development and training of human resources and the attention to well-being of its employees.

Fondital establishes with its clients strategic partnerships that go beyond a simple supplier-client relationship, but are based on information sharing and customer orientation, maintaining focus on environmental sustainability.





VISION

We want to be an innovative company in the production of efficient and sustainable products, creating strong partnerships with our stakeholders, enhancing our local roots to be a global reference.



MISSION

Our mission is to produce heating systems and structural castings for the automotive sector, manufacturing high-quality products using the latest industrial technologies. We are committed to operating efficiently, minimising our energy consumption and promoting sustainable processes that respect the environment. We also want to be a centre of expertise and added value for the territory in which we operate.

FONDITAL WORLDWIDE

Fondital is market leader internationally. Multilingual staff and representation offices assure a constant presence on the global market, as evidence of its customer oriented vision. Fondital is constantly growing, thanks to its ability to interpret customer needs and

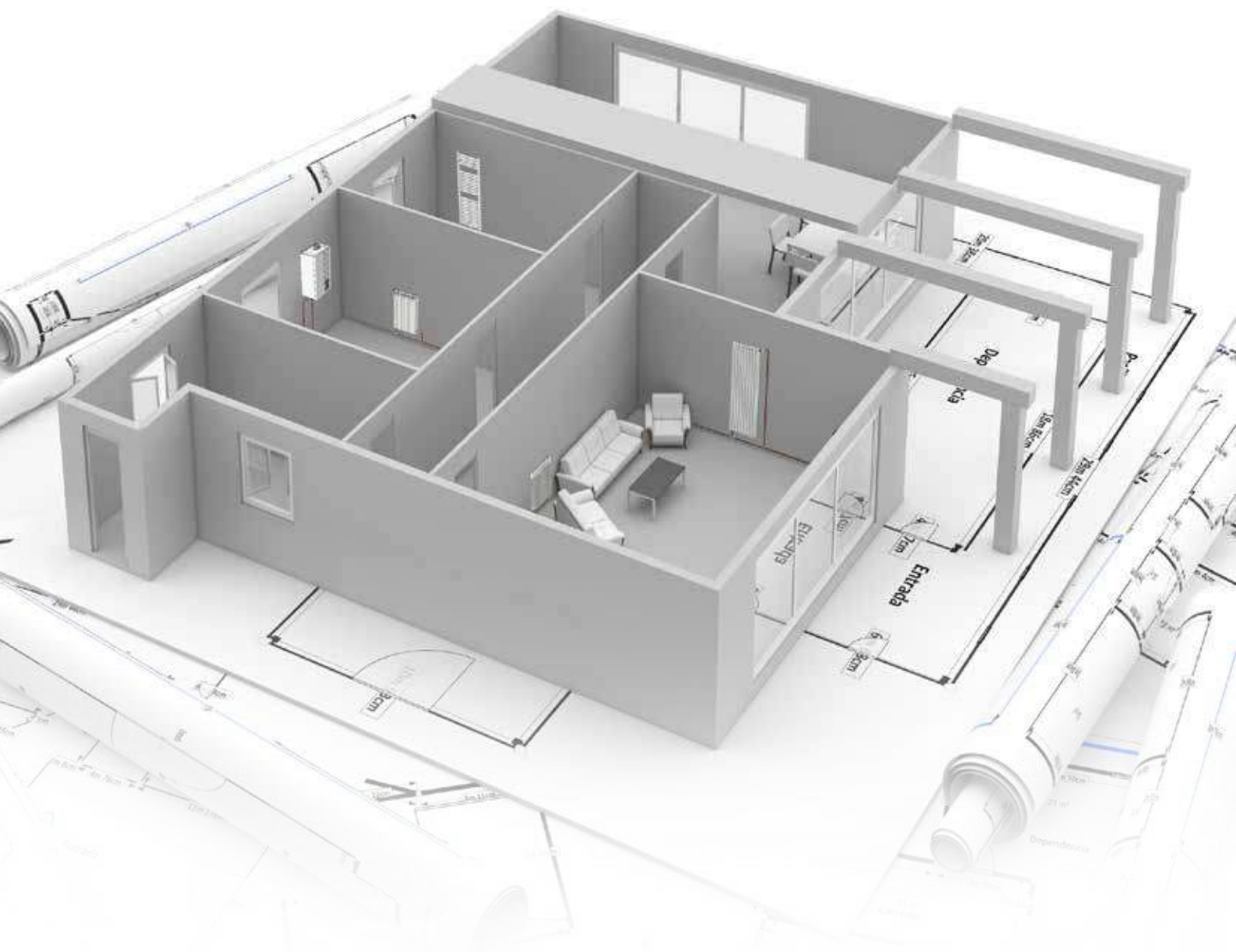
changes, and to the ability to constantly adapt its supply to the new end market needs with process and product innovations.



FONDITAL AND BIM: INNOVATION IN PROJECT DESIGN

The entire catalogue of radiators and boilers has been added to BIMObject, the world's largest platform of BIM content.

Therefore, you can download the product files and insert them into the desired project by directly accessing all the specific and detailed information for each prototype.



bimobject[®]

Download the Fondital products from www.bimobject.com/en/fondital

PAINTING AND FINISHING PHASES

The painting process of Fondital radiators was developed in detail with the aim of ensuring an exemplary final result in terms of both aesthetic look and metal protection. Painting is crucial to protect the metal from the corrosion that could be triggered by particles in the air of the room where the radiator is installed.

With the aim to obtain flawless results, Fondital relies on a process including two coating phases: the first

one is an anaphoretic coating dip and is essential for metal protection, while the second one is carried out by spraying and increases the protection degree, lending the product the desired finish and look.



NOVA FLORIDA PRODUCTS



CONDENSING
BOILERS AND
STANDARD BOILERS

DIE-CAST
RADIATORS



WATER HEATER

EXTRUDED
RADIATORS



SOLAR
THERMAL SYSTEMS

TOWEL RAIL
RADIATORS




HEAT PUMPS

DESIGN
RADIATORS



HYBRID
SYSTEMS

ELECTRIC
RADIATORS



HOT WATER
STORAGE TANKS

CONVECTIVE GAS
STOVES



CONTENTS



DIE-CAST RADIATORS

PAGE 11



EXTRUDED RADIATORS

PAGE 33



TOWEL RAILS

PAGE 45



DESIGN RADIATORS

PAGE 51



RADIATOR ACCESSORIES

PAGE 61



ELECTRIC RADIATORS

PAGE 71

SYMBOLS



LOW THERMAL INERTIA

The low thermal inertia proper of aluminum, makes the Fondital Radiators the perfect heating body to achieve an installation capable of giving a quick and precise response to temperature variations in the room. This aspect, best highlighted in low temperature installations, is reflected in a better comfort and considerable savings both energetic and economic.



LOW WATER CONSUMPTION

Compared with steel or iron radiators, Fondital's aluminum radiators stand out for a lower water content. This characteristic allows the installation to reach the desired temperature quicker using a lower quantity of combustible at the same time, resulting once again in an energetic and economic saving for the user.



VERSATILITY

The technical properties of aluminum, make Fondital radiators perfectly compatible with all recent technologies in heating production, as condensing boilers and heat pumps, proving to be the perfect solution both in replacements and new buildings.



EASY TO STOCK AND INSTALL

Fondital radiators, assemblable at will based on different demands, allow you to have a more functional warehouse, in terms of number of section for battery. Furthermore, in case you need to adjust the energetic demand of a space, you'd be able to simply add or remove aluminum sections without any intrusive renovation work. Moreover, aluminum's lightweight allows an easier handling and installation of the radiator.



100% MADE IN ITALY QUALITY

Fondital manufactures its radiators in Italy, using just certificated raw materials. The aluminum used to create the radiators is provided directly in liquid state by Raffmetal, and respects the UNI EN 1676:1998 European legislations, with values of the chemical composition specific of EN AB 46100 and EN AB 46000 alloys.



CORROSION RESISTANCE

Durability tested at 200 hours in a saline environment, twice as long as required by UNI EN 442.



100% RECYCLABLE ECO-FRIENDLY PRODUCT

The aluminum used to produce Fondital's radiators is 100% recycled and 100% recyclable itself. This is the only possible way to provide to our customers a totally eco-friendly product, made in complete respect of the environment.



DOUBLE PAINTING: ANAPHORESIS + EPOXY POWDERS

The signature look of Fondital's radiators is made possible by a double painting process that ensures the brightness and integrity of the radiator through time. In detail, applying the first coating of anaphoretic painting ensures a better grip throughout the surface of the radiator, making its quality and color unalterable. The second epoxy powder coating gives the standard white RAL 9010 color, making every single section the same shade and brightness, ensuring a perfect match even when assembling sections from different batteries.



WORKING PRESSURE

Fondital's radiators are internationally thought and able to adapt to every market, this is reflected in their operating characteristics: Max working pressure 16 bar, testing pressure of 24 bar on 100% of production, burst pressure reached in laboratory of 60 bar .



WARRANTY

Using certificated aluminum alloys and the innovative production and control process that Fondital operates, allow us to offer a 10 years warranty on die cast and home-furnishing radiators, extending up to 20 years for the models treated with the anti-corrosion system Aleternum, and 12-15 years for design radiators.



PATENTS

Standing out among the numerous international patents that Fondital's products possess, the new thermoelectric joining technology, that makes our radiators even more resistant, better looking and ecofriendly, and the anti-corrosion internal treatment Aleternum, that ensures a perfect functioning in a wider water pH range, compared with the one of untreated aluminum or steel.



BOTTOM CONNECTION

An installation kit is available to connect the radiator in systems with hydraulic connections from the bottom, according to standard, at a distance of 50 mm of steel plate radiators. The kit includes an integral valve with thermostat option.





DIE-CAST RADIATORS

Aleternum B4	page 12
Seven Super B4	page 14
Blitz Super B4-Coloured	page 16
Extrathermserir Super B4	page 18
Desideryo	page 20
Big	page 22
Radiator with bottom connection	page 24
Simun80 B2	page 26
Extratherm80 B2	page 28
Libeccio C2	page 30



Aleternum[®] B4



Low thermal inertia



Low water content



Versatility



16 bar Maximum working pressure



4 international patents


Non-disassemblable product.

All models **Aleternum B4** are guaranteed **20 years** from installation date on manufacturing faults, provided that the installation has been performed in compliance with the current norms and respecting the instructions relating to the installation, the correct use and the correct maintenance as illustrated on this catalogue.

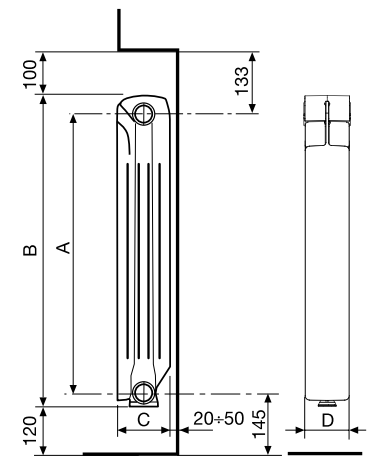


ALETERNUM TREATMENT



Standard supply	800: from 3 to 10 sections 700: from 3 to 12 sections 600/500/350: from 3 to 14 sections
Colours	RAL 9010 White
Maximum working pressure	16 bar
Test pressure	24 bar
Aleternum treatment	Supplied as standard
Product supplied under the brand name  fondital	

Model	Heat output					
	ΔT 20	ΔT 30	ΔT 40	ΔT 50	ΔT 60	ΔT 70
	W/sect.	W/sect.	W/sect.	W/sect.	W/sect.	W/sect.
350/100	28,3	47,2	67,9	89,9	113,1	137,3
500/100	38,0	64,1	92,8	123,8	156,5	190,9
600/100	43,7	74,0	107,5	143,6	182,0	222,3
700/100	49,0	83,1	120,7	161,3	204,5	249,8
800/100	53,6	91,1	132,7	177,7	225,6	276,0



MEASURES EXPRESSED IN MILLIMETRES

Model	Code	Depth	Height	Centre distance	Length	Connection diameters	Water capacity	Exponent	Coefficient
		(C) mm	(B) mm	(A) mm	(D) mm	inches	litres/sect.	n	Km
350/100	V701014	97	407	350	80	G1	0,20	1,2598	0,6506
500/100	V701034	97	558	500	80	G1	0,26	1,2890	0,7991
600/100	V701044	97	658	600	80	G1	0,31	1,2981	0,8950
700/100	V701054	97	758	700	80	G1	0,36	1,2998	0,9986
800/100	V701064	97	858	800	80	G1	0,39	1,3085	1,0635

Maximum working pressure: 1600 kpa (16 bar) Maximum working temperature: 120 °C

Characteristic equation of the model $\Phi = Km \Delta T^n$

The thermal efficiency values shown comply with the European Standard EN 442-1:2014 and are certified by the MRT Lab of the Milan Polytechnic, notified body N°1695.

Item	Description	Code
	A 80 The radiator fixing kit includes: 2 Rh G 1/2" adapters; 2 Lh G 1/2" adapters, galvanized and painted; 4 sealing gaskets; 1 G 1/2" manual bleed valve with seal; 1 G 1/2" blind plug with seal	550103
	A 81 The radiator fixing kit includes: 2 Rh G 1/2" adapters; 2 Lh G 1/2" adapters, galvanized and painted; 4 sealing gaskets; 1 G 1/2" manual bleed valve with seal; 1 G 1/2" blind plug with seal; 3 brackets	550104
	A 2/1 RH/LH G 1" Nipple	510011
	A 10/1 1" Seals for nipples (without asbestos)	530105
	A 11/1 1" Seals for plugs (without asbestos)	530108
	A 20 Kit with two adjustable coated brackets	550037

For other accessories, see from page 61



Low thermal inertia



Low water content



Versatility



Easy to stock and install



Maximum working pressure



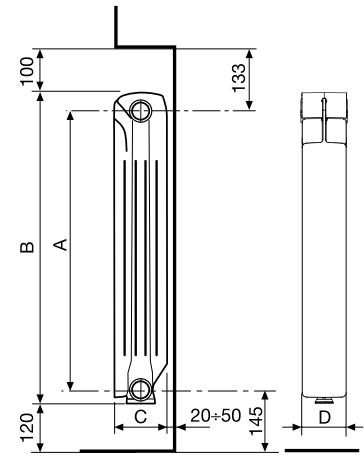
3 international patents



Standard supply	800: from 3 to 10 sections 700: from 3 to 12 sections 600/500/350: from 3 to 14 sections "Nova Florida logo" from 6 sections
Colours	RAL 9010 White
Maximum working pressure	16 bar
Test pressure	24 bar

All models **Seven Super B4** are guaranteed **10 years** from installation date on manufacturing faults, provided that the installation has been performed in compliance with the current norms and respecting the instructions relating to the installation, the correct use and the correct maintenance as illustrated on this catalogue.

Model	Heat output					
	ΔT 20	ΔT 30	ΔT 40	ΔT 50	ΔT 60	ΔT 70
	W/sect.	W/sect.	W/sect.	W/sect.	W/sect.	W/sect.
350/100	28,3	47,2	67,9	89,9	113,1	137,3
500/100	38,0	64,1	92,8	123,8	156,5	190,9
600/100	43,7	74,0	107,5	143,6	182,0	222,3
700/100	49,0	83,1	120,7	161,3	204,5	249,8
800/100	53,6	91,1	132,7	177,7	225,6	276,0









MEASURES EXPRESSED IN MILLIMETRES

Model	Code	Depth	Height	Centre distance	Length	Connection diameters	Water capacity	Exponent	Coefficient
		(C) mm	(B) mm	(A) mm	(D) mm	inches	litres/sect.	n	Km
350/100	V685014	97	407	350	80	G1	0,20	1,2598	0,6506
500/100	V685034	97	558	500	80	G1	0,26	1,2890	0,7991
600/100	V685044	97	658	600	80	G1	0,31	1,2981	0,8950
700/100	V685054	97	758	700	80	G1	0,36	1,2998	0,9986
800/100	V685064	97	858	800	80	G1	0,39	1,3085	1,0635

Maximum working pressure: 1600 kpa (16 bar) Maximum working temperature: 120 °C

Characteristic equation of the model $\Phi = Km \Delta T^n$

The thermal efficiency values shown comply with the European Standard EN 442-1:2014 and are certified by the MRT Lab of the Milan Polytechnic, notified body N°1695.

Item	Description	Code
	A 80 The radiator fixing kit includes: 2 Rh G 1/2" adapters; 2 Lh G 1/2" adapters, galvanized and painted; 4 sealing gaskets; 1 G 1/2" manual bleed valve with seal; 1 G 1/2" blind plug with seal	550103
	A 81 The radiator fixing kit includes: 2 Rh G 1/2" adapters; 2 Lh G 1/2" adapters, galvanized and painted; 4 sealing gaskets; 1 G 1/2" manual bleed valve with seal; 1 G 1/2" blind plug with seal; 3 brackets	550104
	A 2/1 RH/LH G 1" Nipple	510011
	A 10/1 1" Seals for nipples (without asbestos)	530105
	A 11/1 1" Seals for plugs (without asbestos)	530108
	A 20 Kit with two adjustable coated brackets	550037

For other accessories, see from page 61



BLACK COFFEE TEXTURED MATT



PEARL PEARLED



ARDESIA TEXTURED MATT



Low thermal inertia



Low water content



Versatility



Easy to stock and install




16 bar Maximum working pressure



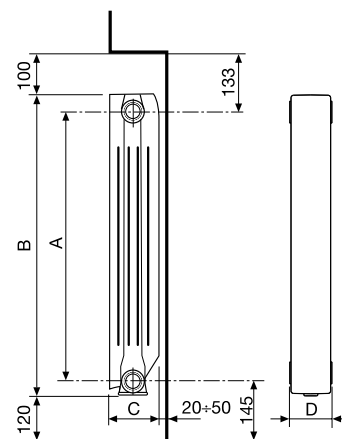
Available in 3 colors



Standard supply	800: from 3 to 10 sections 700: from 3 to 12 sections 600/500/350: from 3 to 14 sections
Colours	Black coffee textured matt Pearl pearled Ardesia textured matt
Maximum working pressure	16 bar
Test pressure	24 bar
Product supplied under the brand name  fondital	

All models ****nome simbolico non trovato**** are guaranteed **10 years** from installation date on manufacturing faults, provided that the installation has been performed in compliance with the current norms and respecting the instructions relating to the installation, the correct use and the correct maintenance as illustrated on this catalogue.

Model	Heat output					
	ΔT 20	ΔT 30	ΔT 40	ΔT 50	ΔT 60	ΔT 70
	W/sect.	W/sect.	W/sect.	W/sect.	W/sect.	W/sect.
350/100	28,6	48,0	69,4	92,4	116,8	142,3
500/100	37,6	63,7	92,7	124,0	157,2	192,1
600/100	43,5	73,8	107,3	143,5	181,9	222,3
700/100	48,3	82,6	120,9	162,5	206,8	253,6
800/100	52,7	90,3	132,4	178,2	227,1	278,8



MEASURES EXPRESSED IN MILLIMETRES




Model	Code (*)	Depth	Height	Centre distance	Length	Connection diameters	Water capacity	Exponent	Coefficient
		(C) mm	(B) mm	(A) mm	(D) mm	inches	litres/sect.	n	Km
350/100	VC05xxx14	97	407	350	80	G1	0,24	1,2818	0,6139
500/100	VC05xxx34	97	557	500	80	G1	0,27	1,3027	0,7587
600/100	VC05xxx44	97	657	600	80	G1	0,29	1,3015	0,8822
700/100	VC05xxx54	97	757	700	80	G1	0,35	1,3238	0,9155
800/100	VC05xxx64	97	857	800	80	G1	0,38	1,3301	0,9796







Maximum working pressure: 1600 kpa (16 bar) Maximum working temperature: 120 °C

 Characteristic equation of the model $\Phi = Km \Delta T^n$

The thermal efficiency values shown comply with the European Standard EN 442-1:2014 and are certified by the MRT Lab of the Milan Polytechnic, notified body N°1695.

(*) Add the code of the colour instead of xxx

BLACK COFFEE TEXTURED MATT	PEARL PEARLED	ARDESIA TEXTURED MATT
		
Cod. 3V0	Cod. 4N0	Cod. 3B0

Item	Description	Code
	- Plug and 1/2" adapters kit - Colour: BLACK COFFEE TEXTURED MATT 2 Rh G 1/2" adapters; 2 Lh G 1/2" adapters; 4 sealing gaskets; 1 G 1/2" bleed valve; 1 Rh G 1" blind plug with seat for sealing gasket; 1 Lh G 1" blind plug with seat for sealing gasket; 2 brackets	550129V
	- Plug and 1/2" adapters kit - Colour: PEARL PEARLED 2 Rh G 1/2" adapters; 2 Lh G 1/2" adapters; 4 sealing gaskets; 1 G 1/2" bleed valve; 1 Rh G 1" blind plug with seat for sealing gasket; 1 Lh G 1" blind plug with seat for sealing gasket; 2 brackets	550129NP
	- Plug and 1/2" adapters kit - Colour: ARDESIA TEXTURED MATT 2 Rh G 1/2" adapters; 2 Lh G 1/2" adapters; 4 sealing gaskets; 1 G 1/2" bleed valve; 1 Rh G 1" blind plug with seat for sealing gasket; 1 Lh G 1" blind plug with seat for sealing gasket; 2 brackets	550129E
	A 2/1 RH/LH G 1" Nipple	510011
	A 10/1 1" Seals for nipples (without asbestos)	530105
	A 11/1 1" Seals for plugs (without asbestos)	530108

For other accessories, see from page 61



Low thermal inertia



Low water content



Versatility



Easy to stock and install



Maximum working pressure



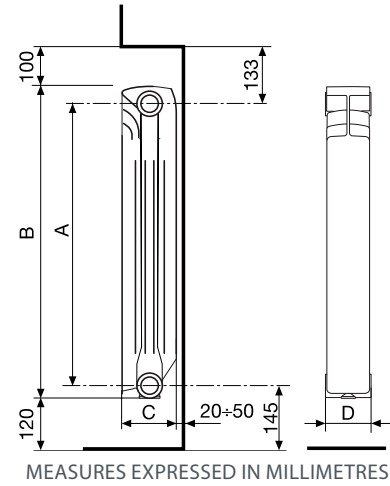
3 international patents



Standard supply	800: from 3 to 10 sections 700: from 3 to 12 sections 600/500/350: from 3 to 14 sections "Nova Florida logo" from 6 sections
Colours	RAL 9010 White
Maximum working pressure	16 bar
Test pressure	24 bar

All models **Extrathermserir Super B4** are guaranteed **10 years** from installation date on manufacturing faults, provided that the installation has been performed in compliance with the current norms and respecting the instructions relating to the installation, the correct use and the correct maintenance as illustrated on this catalogue.

Model	Heat output					
	ΔT 20	ΔT 30	ΔT 40	ΔT 50	ΔT 60	ΔT 70
	W/sect.	W/sect.	W/sect.	W/sect.	W/sect.	W/sect.
350/100	28,0	47,3	68,6	91,5	115,8	141,3
500/100	38,1	64,4	93,4	124,6	157,6	192,3
600/100	44,0	74,3	107,7	143,6	181,7	221,7
700/100	48,8	82,9	120,8	161,7	205,1	250,9
800/100	54,2	91,9	133,6	178,7	226,5	276,9



Model	Code	Depth	Height	Centre distance	Length	Connection diameters	Water capacity	Exponent	Coefficient
		(C) mm	(B) mm	(A) mm	(D) mm	inches	litres/sect.	n	Km
350/100	V689014	97	407	350	80	G1	0,21	1,2910	0,5865
500/100	V689034	97	557	500	80	G1	0,26	1,2917	0,7957
600/100	V689044	97	657	600	80	G1	0,3	1,2902	0,9230
700/100	V689054	97	757	700	80	G1	0,36	1,3064	0,9752
800/100	V689064	97	857	800	80	G1	0,39	1,3022	1,0956

Maximum working pressure: 1600 kpa (16 bar) Maximum working temperature: 120 °C

Characteristic equation of the model $\Phi=Km \Delta T^n$

The thermal efficiency values shown comply with the European Standard EN 442-1:2014 and are certified by the MRT Lab of the Milan Polytechnic, notified body N°1695.

Item	Description	Code
	A 80 The radiator fixing kit includes: 2 Rh G 1/2" adapters; 2 Lh G 1/2" adapters, galvanized and painted; 4 sealing gaskets; 1 G 1/2" manual bleed valve with seal; 1 G 1/2" blind plug with seal	550103
	A 81 The radiator fixing kit includes: 2 Rh G 1/2" adapters; 2 Lh G 1/2" adapters, galvanized and painted; 4 sealing gaskets; 1 G 1/2" manual bleed valve with seal; 1 G 1/2" blind plug with seal; 3 brackets	550104
	A 2/1 RH/LH G 1" Nipple	510011
	A 10/1 1" Seals for nipples (without asbestos)	530105
	A 11/1 1" Seals for plugs (without asbestos)	530108
	A 20 Kit with two adjustable coated brackets	550037

For other accessories, see from page 61



Low thermal inertia



Low water content



Versatility



Easy to stock and install



16
bar

Maximum working pressure



3 international patents



Mod. 350/700/800



Mod. 500



Mod. 600



Standard supply

800: from 3 to 10 sections
700: from 3 to 12 sections
600/500/350: from 3 to 14 sections
"Nova Florida logo" from 6 sections

Colours

RAL 9010 White

Maximum working pressure

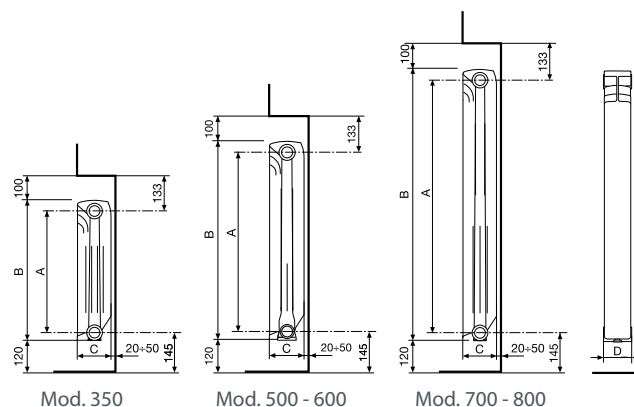
16 bar

Test pressure

24 bar

All models **Desideryo** are guaranteed **10 years** from installation date on manufacturing faults, provided that the installation has been performed in compliance with the current norms and respecting the instructions relating to the installation, the correct use and the correct maintenance as illustrated on this catalogue.

Model	Heat output					
	ΔT 20	ΔT 30	ΔT 40	ΔT 50	ΔT 60	ΔT 70
	W/sect.	W/sect.	W/sect.	W/sect.	W/sect.	W/sect.
350/100	28,0	47,3	68,6	91,5	115,8	141,3
500/100	35,4	59,5	86,0	114,5	144,6	176,2
600/100	40,7	68,9	100,0	133,5	169,1	206,4
700/100	45,6	77,1	112,0	149,5	189,4	231,3
800/100	50,1	85,2	124,0	166,0	210,7	257,7



MEASURES EXPRESSED IN MILLIMETRES

Model	Code	Depth	Height	Centre distance	Length	Connection diameters	Water capacity	Exponent	Coefficient
		(C) mm	(B) mm	(A) mm	(D) mm	inches	litres/sect.	n	Km
350/100	V682014	97	407	350	80	G1	0,21	1,2910	0,5865
500/100	V711034	97	556	500	80	G1	0,26	1,2823	0,7588
600/100	V711044	97	657	600	80	G1	0,29	1,2953	0,8410
700/100	V664054	97	757	700	80	G1	0,39	1,2970	0,9358
800/100	V664064	97	857	800	80	G1	0,43	1,3070	0,9992

Maximum working pressure: 1600 kpa (16 bar) Maximum working temperature: 120 °C

Characteristic equation of the model $\Phi = Km \Delta T^n$

The thermal efficiency values shown comply with the European Standard EN 442-1:2014 and are certified by the MRT Lab of the Milan Polytechnic, notified body N°1695.

Item	Description	Code
	A 80 The radiator fixing kit includes: 2 Rh G 1/2" adapters; 2 Lh G 1/2" adapters, galvanized and painted; 4 sealing gaskets; 1 G 1/2" manual bleed valve with seal; 1 G 1/2" blind plug with seal	550103
	A 81 The radiator fixing kit includes: 2 Rh G 1/2" adapters; 2 Lh G 1/2" adapters, galvanized and painted; 4 sealing gaskets; 1 G 1/2" manual bleed valve with seal; 1 G 1/2" blind plug with seal; 3 brackets	550104
	A 2/1 RH/LH G 1" Nipple	510011
	A 10/1 1" Seals for nipples (without asbestos)	530105
	A 11/1 1" Seals for plugs (without asbestos)	530108
	A 20 Kit with two adjustable coated brackets	550037

For other accessories, see from page 61



Low thermal inertia



Low water content



Versatility



Easy to stock and install



Maximum working pressure



3 international patents



Mod. 350/700/800



Mod. 500/600



Standard supply

800: from 3 to 10 sections
700: from 3 to 12 sections
600/500/350: from 3 to 14 sections
"Nova Florida logo" from 6 sections

Colours

RAL 9010 White

Maximum working pressure

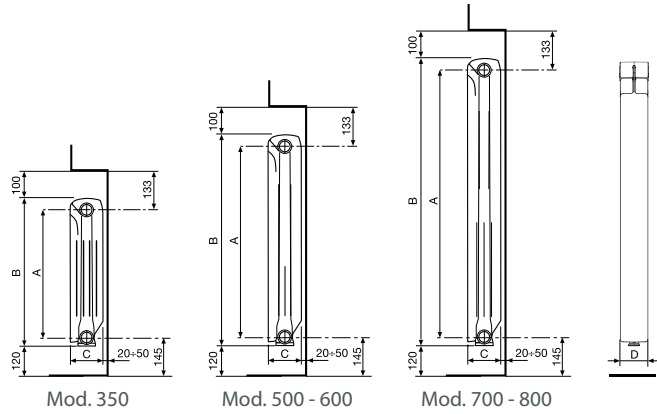
16 bar

Test pressure

24 bar

All models **Big** are guaranteed **10 years** from installation date on manufacturing faults, provided that the installation has been performed in compliance with the current norms and respecting the instructions relating to the installation, the correct use and the correct maintenance as illustrated on this catalogue.

Model	Heat output					
	ΔT 20	ΔT 30	ΔT 40	ΔT 50	ΔT 60	ΔT 70
	W/sect.	W/sect.	W/sect.	W/sect.	W/sect.	W/sect.
350/100	28,3	47,2	67,9	89,9	113,1	137,3
500/100	35,4	59,5	86,0	114,4	144,5	176,1
600/100	40,1	67,8	98,5	131,5	166,5	203,3
700/100	46,2	77,7	112,3	149,5	188,9	230,2
800/100	50,3	85,1	123,6	165,0	209,0	255,3



MEASURES EXPRESSED IN MILLIMETRES

Model	Code	Depth	Height	Centre distance	Length	Connection diameters	Water capacity	Exponent	Coefficient
		(C) mm	(B) mm	(A) mm	(D) mm	inches	litres/sect.	n	Km
350/100	V687014	97	407	350	80	G1	0,20	1,2598	0,6506
500/100	V714034	97	557	500	80	G1	0,25	1,2813	0,7613
600/100	V714044	97	657	600	80	G1	0,29	1,2957	0,8270
700/100	V663054	97	757	700	80	G1	0,39	1,2819	0,9928
800/100	V663064	97	857	800	80	G1	0,42	1,2962	1,0360

Maximum working pressure: 1600 kpa (16 bar) Maximum working temperature: 120 °C

Characteristic equation of the model $\Phi = Km \Delta T^n$

The thermal efficiency values shown comply with the European Standard EN 442-1:2014 and are certified by the MRT Lab of the Milan Polytechnic, notified body N°1695.

Item	Description	Code
	A 80 The radiator fixing kit includes: 2 Rh G 1/2" adapters; 2 Lh G 1/2" adapters, galvanized and painted; 4 sealing gaskets; 1 G 1/2" manual bleed valve with seal; 1 G 1/2" blind plug with seal	550103
	A 81 The radiator fixing kit includes: 2 Rh G 1/2" adapters; 2 Lh G 1/2" adapters, galvanized and painted; 4 sealing gaskets; 1 G 1/2" manual bleed valve with seal; 1 G 1/2" blind plug with seal; 3 brackets	550104
	A 2/1 RH/LH G 1" Nipple	510011
	A 10/1 1" Seals for nipples (without asbestos)	530105
	A 11/1 1" Seals for plugs (without asbestos)	530108
	A 20 Kit with two adjustable coated brackets	550037

For other accessories, see from page 61

RADIATOR WITH BOTTOM CONNECTION



Low thermal inertia



Low water content



Bottom connection



Easy to stock and install



16 bar Maximum working pressure



Exclusive patent



Radiator with bottom connection is made of:

- standard composition (A)
- single section with right (B) or left (C) bottom connection
- valve (D)

The three articles need to be ordered separately and assembled by the installer.

For the codes, see the following page.



All models are guaranteed **10 years** from installation date on manufacturing faults, provided that the installation has been performed in compliance with the current norms and respecting the instructions relating to the installation, the correct use and the correct maintenance as illustrated on this catalogue.

KIT COMPOSITION:

B

RH KIT

C

LH KIT

D

520215M

D

520216P

D

520205DS

RADIATOR WITH A RIGHT BOTTOM CONNECTION

ELEMENT:
RADIATOR MODEL WITH ACCESSORY KIT RIGHT BOTTOM CONNECTION INCLUDED (**B**)
VALVE KIT (**D**) (TO BE ORDERED SEPARATELY)

RADIATOR WITH A LEFT BOTTOM CONNECTION

ELEMENT:
RADIATOR MODEL WITH ACCESSORY KIT LEFT BOTTOM CONNECTION INCLUDED (**C**)
VALVE KIT (**D**) (TO BE ORDERED SEPARATELY)

UPPER VALVE

CODE OBTAINING EXAMPLE

To create a composition **Seven Super B4 600/100** with **10** sections with **right** bottom connection and a bottom connection **valve with bypass**, please order:

- 1 radiator Seven Super B4 600/100 with **9** sections: **V68504409** (see page 14)
- 1 section with right bottom connection: **V685044DX** (see the following tables)
- 1 bottom connection valve kit with bypass: **520205DS** (see the table at the end of the page)

Model Seven Super B4	Code
350/100 DX	V686014DX
350/100 SX	V686014SX
500/100 DX	V685034DX
500/100 SX	V685034SX
600/100 DX	V685044DX
600/100 SX	V685044SX
700/100 DX	V685054DX
700/100 SX	V685054SX
800/100 DX	V685064DX
800/100 SX	V685064SX

For the heat output values see corresponding model on page 14

Model Desideryo	Code
350/100 DX	V680014DX
350/100 SX	V680014SX
500/100 DX	V710034DX
500/100 SX	V710034SX
600/100 DX	V710044DX
600/100 SX	V710044SX

For the heat output values see corresponding model on page 20

Model Extrathermsir Super B4	Code
350/100 DX	V680014DX
350/100 SX	V680014SX
500/100 DX	V689034DX
500/100 SX	V689034SX
600/100 DX	V689044DX
600/100 SX	V689044SX
700/100 DX	V689054DX
700/100 SX	V689054SX
800/100 DX	V689064DX
800/100 SX	V689064SX

For the heat output values see corresponding model on page 18

Model Big	Code
350/100 DX	V686014DX
350/100 SX	V686014SX
500/100 DX	V715034DX
500/100 SX	V715034SX
600/100 DX	V715044DX
600/100 SX	V715044SX

For the heat output values see corresponding model on page 22

Item	Description	Code
	<p>RH-LH VALVE BOTTOM TO WALL FITTING KIT</p> <ul style="list-style-type: none"> - H-valve with 50-mm pitch - 3/4 Eurocone threads - Material nickel-plated brass with check valve - With screws/O-rings to install bottom fitting element 	520215M
	<p>RH-LH VALVE BOTTOM TO FLOOR FITTING KIT</p> <ul style="list-style-type: none"> - H-valve with 50-mm pitch - 3/4 Eurocone threads - Material nickel-plated brass with check valve - With screws/O-rings to install bottom fitting element 	520216P
	<p>RH-LH VALVE BOTTOM FITTING KIT WITH BYPASS</p> <ul style="list-style-type: none"> - H-valve with 50-mm pitch - 3/4 Eurocone threads - Material nickel-plated brass with closing device and adjustable bypass - With screws/O-rings to install bottom fitting element - Adjustable bypass for single-pipe system 	520205DS

SIMUN80



Low thermal inertia



Low water content



Versatility



Easy to stock and install



Maximum working pressure



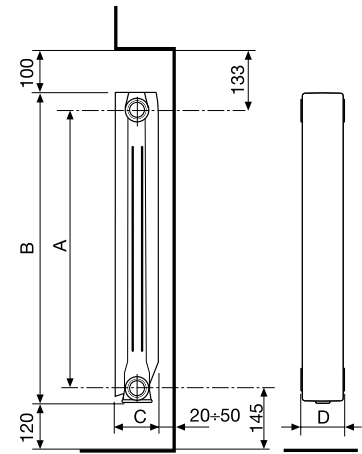
3 international patents



Standard supply	800: from 3 to 10 sections 700: from 3 to 12 sections 600/500: from 3 to 14 sections "Nova Florida logo" from 6 sections
Colours	RAL 9010 White
Maximum working pressure	16 bar
Test pressure	24 bar

All models **Simun80 B2** are guaranteed **10 years** from installation date on manufacturing faults, provided that the installation has been performed in compliance with the current norms and respecting the instructions relating to the installation, the correct use and the correct maintenance as illustrated on this catalogue.

Model	Heat output					
	ΔT 20	ΔT 30	ΔT 40	ΔT 50	ΔT 60	ΔT 70
	W/sect.	W/sect.	W/sect.	W/sect.	W/sect.	W/sect.
500/80	30,5	51,3	74,2	98,8	124,8	152,2
600/80	34,7	58,6	85,1	113,5	143,7	175,5
700/80	39,7	67,2	97,6	130,4	165,3	201,9
800/80	44,0	74,5	108,2	144,7	183,3	224,0









MEASURES EXPRESSED IN MILLIMETRES

Model	Code	Depth	Height	Centre distance	Length	Connection diameters	Water capacity	Exponent	Coefficient
		(C) mm	(B) mm	(A) mm	(D) mm	inches	litres/sect.	n	Km
500/80	V616134	77	557	500	80	G1	0,25	1,2833	0,6524
600/80	V616144	77	657	600	80	G1	0,28	1,2935	0,7203
700/80	V616154	77	757	700	80	G1	0,39	1,2993	0,8088
800/80	V616164	77	857	800	80	G1	0,44	1,2995	0,8966

Maximum working pressure: 1600 kpa (16 bar) Maximum working temperature: 120 °C

Characteristic equation of the model $\Phi = Km \Delta T^n$

The thermal efficiency values shown comply with the European Standard EN 442-1:2014 and are certified by the MRT Lab of the Milan Polytechnic, notified body N°1695.

Item	Description	Code
	A 80 The radiator fixing kit includes: 2 Rh G 1/2" adapters; 2 Lh G 1/2" adapters, galvanized and painted; 4 sealing gaskets; 1 G 1/2" manual bleed valve with seal; 1 G 1/2" blind plug with seal	550103
	A 81 The radiator fixing kit includes: 2 Rh G 1/2" adapters; 2 Lh G 1/2" adapters, galvanized and painted; 4 sealing gaskets; 1 G 1/2" manual bleed valve with seal; 1 G 1/2" blind plug with seal; 3 brackets	550104
	A 2/1 RH/LH G 1" Nipple	510011
	A 10/1 1" Seals for nipples (without asbestos)	530105
	A 11/1 1" Seals for plugs (without asbestos)	530108
	A 20 Kit with two adjustable coated brackets	550037

For other accessories, see from page 61



Low thermal inertia



Low water content



Versatility



Easy to stock and install



Maximum working pressure



3 international patents



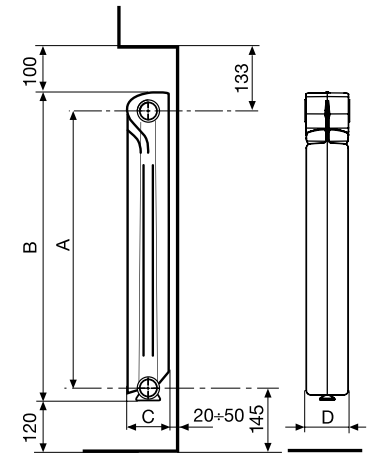
Mod. 600/700/800



Standard supply	800: from 3 to 10 sections 700: from 3 to 12 sections 600/500: from 3 to 14 sections "Nova Florida logo" from 6 sections
Colours	RAL 9010 White
Maximum working pressure	16 bar
Test pressure	24 bar

All models **Extratherm80 B2** are guaranteed **10 years** from installation date on manufacturing faults, provided that the installation has been performed in compliance with the current norms and respecting the instructions relating to the installation, the correct use and the correct maintenance as illustrated on this catalogue.

Model	Heat output					
	ΔT 20	ΔT 30	ΔT 40	ΔT 50	ΔT 60	ΔT 70
	W/sect.	W/sect.	W/sect.	W/sect.	W/sect.	W/sect.
600/80	35,7	59,8	86,4	114,9	145,1	176,6
800/80	44,6	75,6	109,9	147,1	186,5	228,0



MEASURES EXPRESSED IN MILLIMETRES

Model	Code	Depth	Height	Centre distance	Length	Connection diameters	Water capacity	Exponent	Coefficient
		(C) mm	(B) mm	(A) mm	(D) mm	inches	litres/sect.	n	Km
600/80	V623144	77	658	600	80	G1	0,28	1,2774	0,7765
800/80	V623164	77	858	800	80	G1	0,42	1,3031	0,8984

Maximum working pressure: 1600 kpa (16 bar) Maximum working temperature: 120 °C

Characteristic equation of the model $\Phi=Km \Delta T^n$

The thermal efficiency values shown comply with the European Standard EN 442-1:2014 and are certified by the MRT Lab of the Milan Polytechnic, notified body N°1695.

Item	Description	Code
	A 80 The radiator fixing kit includes: 2 Rh G 1/2" adapters; 2 Lh G 1/2" adapters, galvanized and painted; 4 sealing gaskets; 1 G 1/2" manual bleed valve with seal; 1 G 1/2" blind plug with seal	550103
	A 81 The radiator fixing kit includes: 2 Rh G 1/2" adapters; 2 Lh G 1/2" adapters, galvanized and painted; 4 sealing gaskets; 1 G 1/2" manual bleed valve with seal; 1 G 1/2" blind plug with seal; 3 brackets	550104
	A 2/1 RH/LH G 1" Nipple	510011
	A 10/1 1" Seals for nipples (without asbestos)	530105
	A 11/1 1" Seals for plugs (without asbestos)	530108
	A 20 Kit with two adjustable coated brackets	550037

For other accessories, see from page 61



Low thermal inertia



Low water content



Versatility



Easy to stock and install



Maximum working pressure



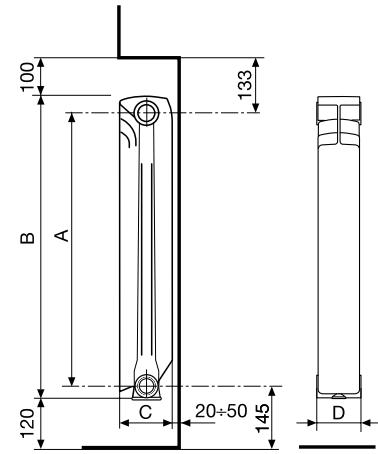
3 international patents



Standard supply	600/500: from 3 to 14 sections "Nova Florida logo" from 6 sections
Colours	RAL 9010 White
Maximum working pressure	16 bar
Test pressure	24 bar

All models **Libeccio C2** are guaranteed **10 years** from installation date on manufacturing faults, provided that the installation has been performed in compliance with the current norms and respecting the instructions relating to the installation, the correct use and the correct maintenance as illustrated on this catalogue.

Model	Heat output					
	ΔT 20	ΔT 30	ΔT 40	ΔT 50	ΔT 60	ΔT 70
	W/sect.	W/sect.	W/sect.	W/sect.	W/sect.	W/sect.
500/100	33,9	57,0	82,4	109,8	138,7	169,0
600/100	39,3	66,2	95,7	127,5	161,2	196,5









MEASURES EXPRESSED IN MILLIMETRES

Model	Code	Depth	Height	Centre distance	Length	Connection diameters	Water capacity	Exponent	Coefficient
		(C) mm	(B) mm	(A) mm	(D) mm	inches	litres/sect.	n	Km
500/100	V640030	97	556	500	80	G1	0,26	1,2835	0,7240
600/100	V640040	97	656	600	80	G1	0,29	1,2851	0,8361

Maximum working pressure: 1600 kpa (16 bar) Maximum working temperature: 120 °C

Characteristic equation of the model $\Phi = Km \Delta T^n$

The thermal efficiency values shown comply with the European Standard EN 442-1:2014 and are certified by the MRT Lab of the Milan Polytechnic, notified body N°1695.

Item	Description	Code
	A 80 The radiator fixing kit includes: 2 Rh G ½" adapters; 2 Lh G ½" adapters, galvanized and painted; 4 sealing gaskets; 1 G ½" manual bleed valve with seal; 1 G ½" blind plug with seal	550103
	A 81 The radiator fixing kit includes: 2 Rh G ½" adapters; 2 Lh G ½" adapters, galvanized and painted; 4 sealing gaskets; 1 G ½" manual bleed valve with seal; 1 G ½" blind plug with seal; 3 brackets	550104
	A 2/1 RH/LH G 1" Nipple	510011
	A 10/1 1" Seals for nipples (without asbestos)	530105
	A 11/1 1" Seals for plugs (without asbestos)	530108
	A 20 Kit with two adjustable coated brackets	550037

For other accessories, see from page 61





EXTRUDED RADIATORS

Ledro S/90 - Coloured	page 34
Ledro Dual 80	page 36
Maior S/90 Aleternum	page 38
Jabor S/90 AC	page 40





BLACK COFFEE TEXTURED MATT



PEARL PEARLED



ARDESIA TEXTURED MATT



Low thermal inertia



Low water content



Versatility



Easy to stock and install



16 bar Maximum working pressure



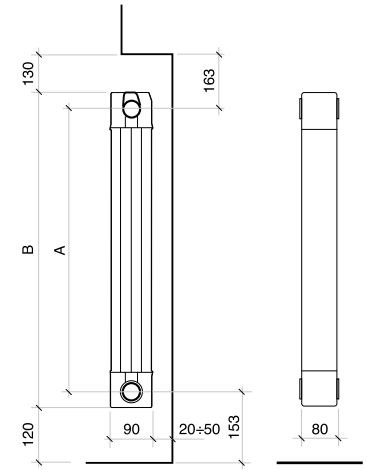
Available in 3 colors



Standard supply	3, 4, 5, 6 sections
Colours	Ardesia textured matt Black coffee textured matt Pearl pearled
Maximum working pressure	16 bar
Test pressure	24 bar
Included in the package	Water diaphragm (retainer cap)

All models **Ledro S/90** are guaranteed **10 years** from installation date on manufacturing faults, provided that the installation has been performed in compliance with the current norms and respecting the instructions relating to the installation, the correct use and the correct maintenance as illustrated on this catalogue.

Model	Heat output					
	ΔT 20	ΔT 30	ΔT 40	ΔT 50	ΔT 60	ΔT 70
	W/sect.	W/sect.	W/sect.	W/sect.	W/sect.	W/sect.
1600	77,5	135,9	202,4	275,0	354,8	439,2
1800	86,5	150,0	221,6	300,0	384,2	473,6
2000	90,7	159,5	237,9	324,0	418,0	518,0



MEASURES EXPRESSED IN MILLIMETRES

Model	Code (*)	Depth	Height	Centre distance	Length	Connection diameters	Water capacity	Exponent	Coefficient
		mm	(B) mm	(A) mm	mm	inches	litres/sect.	n	Km
1600	81ELExxx	90	1666	1600	80	G1	0,70	1,3843	1,2260
1800	81FLExxx	90	1866	1800	80	G1	0,78	1,3570	1,4846
2000	81GLExxx	90	2066	2000	80	G1	0,86	1,3905	1,4083

Maximum working pressure: 1600 kpa (16 bar)

Characteristic equation of the model $\Phi = Km \Delta T^n$

Stated heat output values are in accordance with European Standard EN 442-1:2014 and certified by Cetiat - Notified body No. 1623.

(*) Add the code of the colour instead of xxx

BLACK COFFEE TEXTURED MATT	PEARL PEARLED	ARDESIA TEXTURED MATT
Cod. 054	Cod. 024	Cod. 044

Item	Description	Code
	1/2" Plug/Adapters/Brackets kit 1 Bleed valve 1/2"; 1 Rh blanking plug; 1 Lh blanking plug; 2 Rh adapters 1/2"; 2 Lh adapters 1/2"; 4 O-ring seals; 4 Supporting brackets - Colour: BLACK COFFEE TEXTURED MATT	550148V
	1/2" Plug/Adapters/Brackets kit 1 Bleed valve 1/2"; 1 Rh blanking plug; 1 Lh blanking plug; 2 Rh adapters 1/2"; 2 Lh adapters 1/2"; 4 O-ring seals; 2 Supporting brackets - Colour: PEARL PEARLED (*) Product available while stocks last	550137NP
	1/2" Plug/Adapters/Brackets kit 1 Bleed valve 1/2"; 1 Rh blanking plug; 1 Lh blanking plug; 2 Rh adapters 1/2"; 2 Lh adapters 1/2"; 4 O-ring seals; 4 Supporting brackets - Colour: ARDESIA TEXTURED MATT	550148NP
	Rubber lockshield plug (water diaphragm)	521011
	A 32/1 O-ring seal for nipples, plugs and adapters	530102
	A 33/1 Nipple for home furnishing radiators	521012

For other accessories, see from page 61



Low thermal inertia



Low water content



Versatility



Easy to stock and install



16
bar

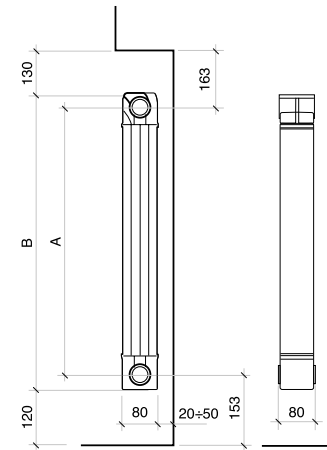
Maximum working pressure



Standard supply	3, 4, 5, 6 sections
Colours	RAL 9010 White
Maximum working pressure	16 bar
Test pressure	24 bar
Included in the package	Water diaphragm (retainer cap)
Aleternum treatment	Available on request (a surcharge on the price will be applied)

All models **Ledro Dual 80** are guaranteed **10 years** from installation date on manufacturing faults, provided that the installation has been performed in compliance with the current norms and respecting the instructions relating to the installation, the correct use and the correct maintenance as illustrated on this catalogue.

Model	Heat output					
	ΔT 20	ΔT 30	ΔT 40	ΔT 50	ΔT 60	ΔT 70
	W/sect.	W/sect.	W/sect.	W/sect.	W/sect.	W/sect.
900	49,7	86,6	128,5	174,4	223,8	276,4
1000	52,9	92,9	138,6	189,1	243,6	301,9
1200	60,2	105,8	157,7	215,0	276,9	343,1
1400	67,6	118,6	176,8	241,0	310,4	384,4
1600	73,9	130,2	194,7	266,0	343,2	425,8
1800	81,1	142,1	211,5	288,0	370,6	458,7
2000	86,7	152,4	227,3	310,0	399,4	494,9











MEASURES EXPRESSED IN MILLIMETRES

Model	Code	Depth	Height	Centre distance	Length	Connection diameters	Water capacity	Exponent	Coefficient
		mm	(B) mm	(A) mm	mm	inches	litres/sect.	n	Km
900	86F014	80	966	900	80	G1	0,47	1,3695	0,8217
1000	86G014	80	1066	1000	80	G1	0,52	1,3908	0,8198
1200	86H014	80	1266	1200	80	G1	0,60	1,3889	0,9391
1400	86I014	80	1466	1400	80	G1	0,70	1,3875	1,0585
1600	86L014	80	1666	1600	80	G1	0,79	1,3980	1,1213
1800	86M014	80	1866	1800	80	G1	0,88	1,3832	1,2864
2000	86N014	80	2066	2000	80	G1	0,96	1,3902	1,3473

Maximum working pressure: 1600 kpa (16 bar)Characteristic equation of the model $\Phi = Km \Delta T^n$

Stated heat output values are in accordance with European Standard EN 442-1:2014 and certified by Cetiat - Notified body No. 1623.

Item	Description	Code
	A 72 1/2" Plug/Adapters/Brackets kit, colour white (Rough brackets, not painted): 1 Bleed valve 1/2"; 1 Rh blanking plug; 1 Lh blanking plug; 2 Rh adapters 1/2"; 2 Lh adapters 1/2"; 4 O-ring seals; 2 Supporting brackets	550118
	A 73 3/4" Plug/Adapters/Brackets kit, colour white (Rough brackets, not painted): 1 Bleed valve 3/4"; 1 Rh blanking plug; 1 Lh blanking plug; 2 Rh adapters 3/4"; 2 Lh adapters 3/4"; 4 O-ring seals; 2 Supporting brackets	550119
	A 30/1 Rubber lockshield plug (water diaphragm)	521011
	A 32/1 O-ring seal for nipples, plugs and adapters	530102
	A 33/1 Nipple for home furnishing radiators	521012
	A 36/4 4 Element towel rail - Colour: White RAL 9010	570014
	A 36/5 5 Element towel rail - Colour: White RAL 9010	570024
	A 36/6 6 Element towel rail - Colour: White RAL 9010	570124

For other accessories, see from page 61



Low thermal inertia



Low water content



Versatility



Easy to stock and install



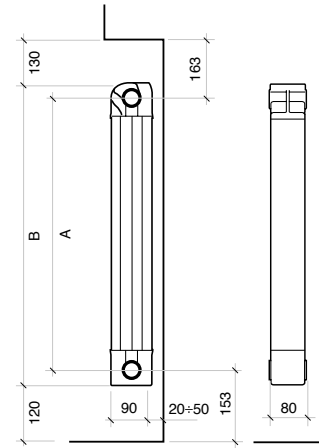
16 bar
Maximum working pressure



Standard supply	3, 4, 5, 6 sections
Colours	RAL 9010 White
Maximum working pressure	16 bar
Test pressure	24 bar
Included in the package	Water diaphragm (retainer cap)
Aleternum treatment	Supplied as standard

All models **Maior S/90 Aleternum** are guaranteed **20 years** from installation date on manufacturing faults, provided that the installation has been performed in compliance with the current norms and respecting the instructions relating to the installation, the correct use and the correct maintenance as illustrated on this catalogue.

Model	Heat output					
	ΔT 20	ΔT 30	ΔT 40	ΔT 50	ΔT 60	ΔT 70
	W/sect.	W/sect.	W/sect.	W/sect.	W/sect.	W/sect.
900	52,3	91,0	134,9	183,0	234,8	289,9
1000	55,4	96,7	143,5	195,0	250,5	309,6
1200	63,5	110,7	164,2	223,0	286,3	353,7
1400	71,1	123,8	183,5	249,0	319,5	394,6
1600	76,2	134,5	201,2	275,0	355,0	440,5
1800	85,5	148,6	219,9	298,0	382,0	471,3
2000	89,4	157,8	236,1	322,8	416,7	517,1



MEASURES EXPRESSED IN MILLIMETRES

Model	Code	Depth	Height	Centre distance	Length	Connection diameters	Water capacity	Exponent	Coefficient
		mm	(B) mm	(A) mm	mm	inches	litres/sect.	n	Km
900	88AA14	90	966	900	80	G1	0,42	1,3669	0,8712
1000	88BA14	90	1066	1000	80	G1	0,47	1,3740	0,9029
1200	88CA14	90	1266	1200	80	G1	0,55	1,3711	1,0443
1400	88DA14	90	1466	1400	80	G1	0,65	1,3682	1,1794
1600	88EA14	90	1666	1600	80	G1	0,74	1,4005	1,1479
1800	88FA14	90	1866	1800	80	G1	0,83	1,3623	1,4444
2000	88GA14	90	2066	2000	80	G1	0,92	1,4007	1,3463

Maximum working pressure: 1600 kpa (16 bar)

Characteristic equation of the model $\Phi=Km \Delta T^n$

Stated heat output values are in accordance with European Standard EN 442-1:2014 and certified by Cetiat - Notified body No. 1623.

Item	Description	Code
	A 72 1/2" Plug/Adapters/Brackets kit, colour white (Rough brackets, not painted): 1 Bleed valve 1/2"; 1 Rh blanking plug; 1 Lh blanking plug; 2 Rh adapters 1/2"; 2 Lh adapters 1/2"; 4 O-ring seals; 2 Supporting brackets	550118
	A 73 3/4" Plug/Adapters/Brackets kit, colour white (Rough brackets, not painted): 1 Bleed valve 3/4"; 1 Rh blanking plug; 1 Lh blanking plug; 2 Rh adapters 3/4"; 2 Lh adapters 3/4"; 4 O-ring seals; 2 Supporting brackets	550119
	A 30/1 Rubber lockshield plug (water diaphragm)	521011
	A 32/1 O-ring seal for nipples, plugs and adapters	530102
	A 33/1 Nipple for home furnishing radiators	521012
	A 36/4 4 Element towel rail - Colour: White RAL 9010	570014
	A 36/5 5 Element towel rail - Colour: White RAL 9010	570024
	A 36/6 6 Element towel rail - Colour: White RAL 9010	570124

For other accessories, see from page 61

Jabor S90 AC



Low thermal inertia



Low water content



Versatility



Easy to stock and install



16 bar Maximum working pressure



Standard supply	3, 5, 7, 9 sections
Colours	RAL 9010 White
Maximum working pressure	16 bar
Test pressure	24 bar
Included in the package	Water diaphragm (retainer cap)

All models **Jabor S/90 AC** are guaranteed **10 years** from installation date on manufacturing faults, provided that the installation has been performed in compliance with the current norms and respecting the instructions relating to the installation, the correct use and the correct maintenance as illustrated on this catalogue.

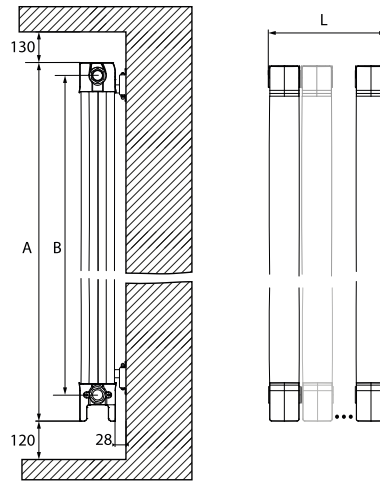


BOTTOM CENTRE CONNECTION



BOTTOM SIDE CONNECTION

To connect the radiator with a valve at the bottom on one side, you will need to join two Jabor S/90 AC radiators using dedicated accessories
Art. 550111E + Art. 520118.



MEASURES EXPRESSED IN MILLIMETRES

Model	Heat output					
	$\Delta T 20$	$\Delta T 30$	$\Delta T 40$	$\Delta T 50$	$\Delta T 60$	$\Delta T 70$
	W/sect.	W/sect.	W/sect.	W/sect.	W/sect.	W/sect.
1200/3	192	334	494	669	857	1058
1200/5	320	556	823	1115	1429	1763
1200/7	449	779	1152	1561	2001	2468
1200/9	577	1001	1481	2007	2572	3173
1400/3	216	374	554	750	961	1185
1400/5	359	624	923	1250	1602	1975
1400/7	503	874	1292	1750	2242	2765
1400/9	647	1123	1661	2250	2883	3555

Model	Heat output					
	$\Delta T 20$	$\Delta T 30$	$\Delta T 40$	$\Delta T 50$	$\Delta T 60$	$\Delta T 70$
	W/sect.	W/sect.	W/sect.	W/sect.	W/sect.	W/sect.
1600/3	233	408	607	825	1064	1318
1600/5	388	680	1012	1375	1774	2196
1600/7	543	951	1417	1925	2484	3074
1600/9	698	1223	1822	2475	3193	3953
1800/3	260	450	665	900	1153	1421
1800/5	433	750	1108	1500	1921	2368
1800/7	606	1050	1551	2100	2689	3315
1800/9	779	1350	1995	2700	3458	4262

Model	Code	Depth	Height	Centre distance	Length *	Connection diameters	Water capacity	Exponent	Coefficient
		mm	(B) mm	(A) mm	(L) mm	inches	litres/sect.	n	Km
1200/3	83CJ1403	90	1287	1187	260	G1/2	1,65	1,3610	3,2592
1200/5	83CJ1405	90	1287	1187	420	G1/2	2,75	1,3610	5,4320
1200/7	83CJ1407	90	1287	1187	580	G1/2	3,85	1,3610	7,6048
1200/9	83CJ1409	90	1287	1187	740	G1/2	4,95	1,3610	9,7776
1400/3	83DJ1403	90	1487	1387	260	G1/2	1,86	1,3600	3,6681
1400/5	83DJ1405	90	1487	1387	420	G1/2	3,10	1,3600	6,1135
1400/7	83DJ1407	90	1487	1387	580	G1/2	4,34	1,3600	8,5589
1400/9	83DJ1409	90	1487	1387	740	G1/2	5,58	1,3600	11,0043
1600/3	83EJ1403	90	1687	1587	260	G1/2	2,10	1,3843	3,6780
1600/5	83EJ1405	90	1687	1587	420	G1/2	3,50	1,3843	6,1300
1600/7	83EJ1407	90	1687	1587	580	G1/2	4,90	1,3843	8,5820
1600/9	83EJ1409	90	1687	1587	740	G1/2	6,30	1,3843	11,034
1800/3	83FJ1403	90	1887	1787	260	G1/2	2,34	1,3570	4,4538
1800/5	83FJ1405	90	1887	1787	420	G1/2	3,90	1,3570	7,4230
1800/7	83FJ1407	90	1887	1787	580	G1/2	5,46	1,3570	10,3922
1800/9	83FJ1409	90	1887	1787	740	G1/2	7,02	1,3570	13,3614



* The measure includes the overall dimensions of the side caps.

Maximum working pressure: 1600 kpa (16 bar)



Characteristic equation of the model $\Phi = Km \Delta T^n$

Reference EN 442-1:2014.




50 mm centre distance valves with by-pass - **nickel-plated finish**

Item	Description	Code
	Angle valve with thermostat option	847V81210Q
	Straight valve with thermostat option	847V81610Q




50 mm centre distance valves with by-pass - **white finish**

Item	Description	Code
	Angle valve with thermostat option	847V81210E
	Straight valve with thermostat option	847V81610E





Complementary accessories

Item	Description	Code
	Extension kit with O-ring	550140
	Thermostatic head with liquid sensor - Colour: white/chrome	847A40300A
	Angle adapter for thermostatic head	847M02610A






Components supplied with the **radiator**

Item	Description	Code
	Fixing system kit and plugs	550128
	Blind plug with groove, 1" ÷ ½ right thread	525013
	Blind plug with groove, 1" ÷ ½ left thread	525113
	Reduction with groove, 1" ÷ ½ right thread	526241
	Reduction with groove, 1" ÷ ½ left thread	526341

Components supplied with the **valve**

Item	Description	Code
	Plastic probe 11 mm - 110 mm long	847NV81109A
	Flow diverter	847A31301A
	Nut and pipe union for valve - Colour: Chrome	847A34450B
	½" O-Ring for pipe union connection	847A15029A

Components for battery composition with **side connections**

Item	Description	Code
	½" Plug to close central element	520118
	Plastic wrench for plugs	560257
	Nipple metal wrench kit 1" and ¾" (50 cm) with lever and plastic wrench for plugs	550092
	Nipple metal wrench 1" (80 cm) without lever	550090
	Nipple metal wrench 1" (100 cm) without lever	550093

Copper pipe adapters

Pipe size	Connection	Nickel	Chrome
(Ø mm)		Code	Code
10	¾" EK	847A43301Q	847A33501B
12	¾" EK	847A43302Q	847A33502B
14	¾" EK	847A43303Q	847A33503B
15	¾" EK	847A43304Q	847A33504B
16	¾" EK	847A43305Q	847A33505B
18	¾" EK	-	847A33506B



Multilayer pipe adapters

Pipe size	Connection	Nickel	Chrome
(Ø mm)		Code	Code
14 x 2	¾" EK	847A39301Q	847A58701B
16 x 2	¾" EK	847A39302Q	847A58702B
17 x 2	¾" EK	847A39304Q	847A58704B
18 x 2	¾" EK	847A39306Q	847A58706B
20 x 2	¾" EK	847A39308Q	847A58708B
16 x 2.25	¾" EK	847A39303Q	847A58703B
20 x 2.25	¾" EK	847A39309Q	847A58709B
20 x 2.5	¾" EK	847A39307Q	847A58707B
16 x 2.6	¾" EK	847A39315Q	-
20 x 2.9	¾" EK	847A39316Q	-



PEX pipe adapters

Pipe size	Connection	Nickel	Chrome
(Ø mm)		Code	Code
12 x 1	¾" EK	847A39420Q	847A58810B
16 x 1.5	¾" EK	847A39405Q	847A58811B
12 x 2	¾" EK	847A39401Q	847A58800B
14 x 2	¾" EK	847A39402Q	847A58801B
16 x 2	¾" EK	847A39406Q	847A58803B
17 x 2	¾" EK	847A39408Q	847A58805B
18 x 2	¾" EK	847A39410Q	847A58806B
20 x 2	¾" EK	847A39413Q	847A58808B
16 x 2.2	¾" EK	847A39407Q	847A58804B
15 x 2.5	¾" EK	847A39404Q	847A58802B
18 x 2.5	¾" EK	847A39411Q	847A58807B
20 x 2.5	¾" EK	847A39415Q	847A58809B







TOWEL RAILS

Cool

page 46



Cool Aleternum®



Low thermal inertia



Low water content



Versatility



Available in 24 colours




Double painting: anaphoresis + epoxy powders

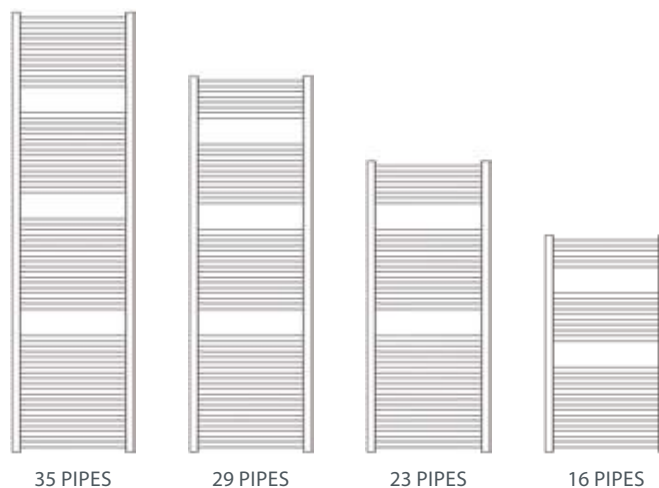
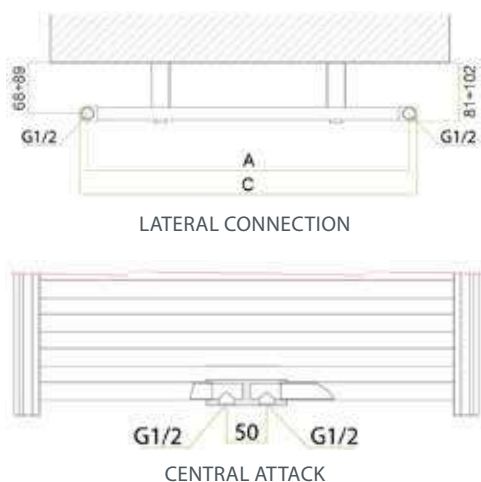


Corrosion resistance



Centre-to-centre distances (mm)	400 - 450 - 500 - 550 - 600
Heights (mm)	858 - 1152 - 1488 - 1740
Colours	see colors table
Maximum working pressure	16 bar
Test pressure	24 bar
Included in the package	Installation kit
Aleternum treatment	Supplied as standard
Product supplied under the brand name  fondital	

All models **Cool** are guaranteed **12 years** from installation date on manufacturing faults, provided that the installation has been performed in compliance with the current norms and respecting the instructions relating to the installation, the correct use and the correct maintenance as illustrated on this catalogue.



Model	Height	Heat output					
		$\Delta T 20$	$\Delta T 30$	$\Delta T 40$	$\Delta T 50$	$\Delta T 60$	$\Delta T 70$
		W	W	W	W	W	W
860/400	858	116	188	266	348	433	521
860/450	858	118	196	280	370	464	562
860/500	858	127	211	302	399	501	607
860/550	858	136	226	324	428	537	651
860/600	858	145	241	346	457	574	696
1160/400	1152	152	248	350	458	571	687
1160/450	1152	160	265	380	502	630	763
1160/500	1152	173	288	412	544	684	829
1160/550	1152	187	310	444	587	737	894
1160/600	1152	200	333	477	630	791	959

Model	Height	Heat output					
		$\Delta T 20$	$\Delta T 30$	$\Delta T 40$	$\Delta T 50$	$\Delta T 60$	$\Delta T 70$
		W	W	W	W	W	W
1490/400	1488	197	322	455	595	741	892
1490/450	1488	209	347	497	658	826	1002
1490/500	1488	228	378	542	717	900	1092
1490/550	1488	247	410	587	776	975	1182
1490/600	1488	266	441	632	835	1049	1271
1740/400	1740	231	379	539	707	883	1065
1740/450	1740	250	413	590	778	976	1181
1740/500	1740	273	451	645	850	1066	1291
1740/550	1740	296	489	699	922	1156	1400
1740/600	1740	319	527	754	994	1247	1509

Model	Height	Depth	Centre distance	Length	Water capacity	Exponent	Coefficient
	mm	mm	mm	mm	litres	n	Km
860/400	858	26	400	428	2,4	1,2015	3,1596
860/450	858	26	450	478	2,7	1,2443	2,8430
860/500	858	26	500	528	2,9	1,2468	3,0374
860/550	858	26	550	578	3,2	1,2492	3,2277
860/600	858	26	600	628	3,4	1,2517	3,4143
1160/400	1152	26	400	428	3,4	1,2029	4,1431
1160/450	1152	26	450	478	3,8	1,2479	3,8033
1160/500	1152	26	500	528	4,1	1,2487	4,1156
1160/550	1152	26	550	578	4,5	1,2495	4,4259
1160/600	1152	26	600	628	4,9	1,2502	4,7339
1490/400	1488	26	400	428	4,4	1,2045	5,3470
1490/450	1488	26	450	478	4,8	1,2520	4,9057
1490/500	1488	26	500	528	5,2	1,2509	5,3720
1490/550	1488	26	550	578	5,7	1,2497	5,8423
1490/600	1488	26	600	628	6,1	1,2486	6,3166
1740/400	1740	26	400	428	5,3	1,2182	6,0193
1740/450	1740	26	450	478	5,7	1,2406	6,0741
1740/500	1740	26	500	528	6,3	1,2408	6,6300
1740/550	1740	26	550	578	6,8	1,2410	7,1851
1740/600	1740	26	600	628	7,5	1,2412	7,7391

Maximum working pressure: 1600 kpa (16 bar) Maximum working temperature: 120 °C

Characteristic equation of the model $\Phi=Km \Delta T^n$

The thermal efficiency values shown comply with the European Standard EN 442-1:2014 and are certified by the MRT Lab of the Milan Polytechnic, notified body N°1695.

CODE OBTAINING EXAMPLE

Cool radiator 860/400, gloss White colour
Ex: **EA42E0 04**

Cool radiator 1160/500, gloss Ardesia colour
Ex: **EA52G0 2B**

To obtain the radiator code, it is necessary to add to the code the two final numbers concerning the finishing and the desired colour.

Model	Side connection version		Central connection version	
	RAL 9010 White	Colours	RAL 9010 White	Colours
860/400	EA42E0 04	EA52E0 xx	EA62E0 04	EA62E0 xx
860/450	EA42A0 04	EA52A0 xx	EA62A0 04	EA62A0 xx
860/500	EA42B0 04	EA52B0 xx	EA62B0 04	EA62B0 xx
860/550	EA42C0 04	EA52C0 xx	EA62C0 04	EA62C0 xx
860/600	EA42D0 04	EA52D0 xx	EA62D0 04	EA62D0 xx
1160/400	EA42L0 04	EA52L0 xx	EA62L0 04	EA62L0 xx
1160/450	EA42F0 04	EA52F0 xx	EA62F0 04	EA62F0 xx
1160/500	EA42G0 04	EA52G0 xx	EA62G0 04	EA62G0 xx
1160/550	EA42H0 04	EA52H0 xx	EA62H0 04	EA62H0 xx
1160/600	EA42I0 04	EA52I0 xx	EA62I0 04	EA62I0 xx
1490/400	EA42Q0 04	EA52Q0 xx	EA62Q0 04	EA62Q0 xx
1490/450	EA42M0 04	EA52M0 xx	EA62M0 04	EA62M0 xx
1490/500	EA42N0 04	EA52N0 xx	EA62N0 04	EA62N0 xx
1490/550	EA42O0 04	EA52O0 xx	EA62O0 04	EA62O0 xx
1490/600	EA42P0 04	EA52P0 xx	EA62P0 04	EA62P0 xx
1740/400	EA42V0 04	EA52V0 xx	EA62V0 04	EA62V0 xx
1740/450	EA42R0 04	EA52R0 xx	EA62R0 04	EA62R0 xx
1740/500	EA42S0 04	EA52S0 xx	EA62S0 04	EA62S0 xx
1740/550	EA42T0 04	EA52T0 xx	EA62T0 04	EA62T0 xx
1740/600	EA42U0 04	EA52U0 xx	EA62U0 04	EA62U0 xx

COLOURS

See table on the following page







FINISHES

GLOSS

MATT

TEXTURED MATT

PEARLED

Item	Description	Code
	A 77 Installation kit for Cool 3 points lateral connection with bleed valve and 1 plug - Colour: White (supplied as standard with White glossy radiators colour code 04)	550124
	A 79 Installation kit for Cool 3 points central connection with bleed valve and 3 plugs - Colour: White (supplied as standard with White glossy radiators colour code 04)	550126
	A 78 Installation kit for Cool 3 points lateral connection with bleed valve and 1 plug - Colour: Chrome (supplied as standard with the coloured radiators, excluding White glossy colour code 04)	550125
	A 89 Installation kit for Cool 3 points central connection with bleed valve and 3 plugs - Colour: Chrome (supplied as standard with the coloured radiators, excluding White glossy colour code 04)	550127
	- White supports for Cool - n° 2	570135
	- Chrome supports for Cool - n° 2	570135C
	- Towel rail Cool 450/500/550 - Colour: White	570133
	- Towel rail COOL 600 - Colour: White	570134
	- Towel rail Cool 450/500/550 - Colour: Chrome	570133C
	- Towel rail COOL 600 - Colour: Chrome	570134C



TONDERA series for central connection

Description	Colour White RAL 9010	Colour Chrome
	Code	Code
50 mm angle lockshield valve and thermostatic valve assembly, interchangeable copper and multilayer pipe connection, non-drip end. RIGHT	8496811	8496812
50 mm angle lockshield valve and thermostat valve assembly, interchangeable copper and multilayer pipe connection, non-drip end. RIGHT	8496841	8496842



Description	Colour Gold
	Code
Reversible screw for TONDERA from RH to LH	8490471

For other accessories, see from page 61

	GLOSS	MATT	TEXTURED MATT	PEARLED
WHITE				
	Cod. 04			Cod. 4M
CORVINO				
	Cod. 2L		Cod. 3L	
METROPOLITAN				
			Cod. 3T	
BLACK COFFEE				
			Cod. 3V	
PEARL				
	Cod. 2N	Cod. 5N		Cod. 4N
ORGANZA				
	Cod. 2D	Cod. 5D		
TURTLE				
		Cod. 5P	Cod. 3P	
COPPER				
	Cod. 2C		Cod. 3C	
TERRA BRUCIATA				
	Cod. 2S			
SILVER				
	Cod. 2F		Cod. 3F	
GRAFITE				
			Cod. 3R	
ARDESIA				
	Cod. 2B		Cod. 3B	
RUBINO				
	Cod. 2A			
HELOISE				
			Cod. 3H	
TURQUOISE BEACH				
	Cod. 2I			

The colours shown are merely indicative and not binding, as they may slightly differ, due to the printing process.

Coloured versions: price increase 45% of a gloss White (RAL 9010)





DESIGN RADIATORS

Mood	page 52
Tribeca	page 56



Mood Aleternum®



Low thermal inertia



Low water content



Versatility



16 bar Maximum working pressure



Available in 24 colours



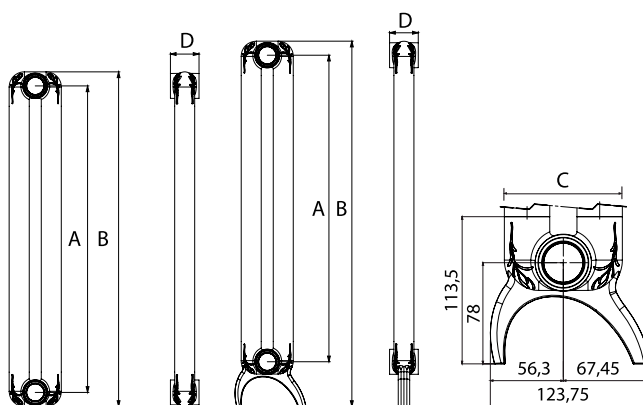
Radiator Mood: with decoration

The Mood model with supporting feet is supplied with centre distances from 1000 to 2000 mm.

The supporting feet for this model only have an aesthetic function. The radiator must be secured to the wall with brackets.

All models **Mood** are guaranteed **15 years** from installation date on manufacturing faults, provided that the installation has been performed in compliance with the current norms and respecting the instructions relating to the installation, the correct use and the correct maintenance as illustrated on this catalogue.

Standard supply	235 - 335 - 350 - 435 500 - 535 - 600	from 4 to 20 elements
	685 - 700 - 800 - 835	from 4 to 16 elements
	900 - 935 - 1000 - 1135 1200 - 1400 - 1435 - 1600 1735 - 1800 - 1935 - 2000	from 4 to 9 elements
Colours	see colors table	
Maximum working pressure	16 bar	
Test pressure	24 bar	
Aleternum treatment	Supplied as standard	
Product supplied under the brand name	* fondital	



MEASURES EXPRESSED IN MILLIMETRES

Model	Heat output					
	$\Delta T 20$	$\Delta T 30$	$\Delta T 40$	$\Delta T 50$	$\Delta T 60$	$\Delta T 70$
	W/sect.	W/sect.	W/sect.	W/sect.	W/sect.	W/sect.
235	9,6	16,0	23,1	30,6	38,6	46,9
335	12,5	21,1	30,5	40,5	51,1	62,3
350	13,0	21,8	31,5	41,9	52,9	64,4
435	15,2	25,6	37,1	49,4	62,5	76,1
500	16,9	28,5	41,3	55,1	69,7	85,0
535	17,8	30,1	43,6	58,2	73,6	89,8
600	19,5	32,9	47,8	63,8	80,8	98,6
685	21,6	36,6	53,3	71,2	90,2	110,2
700	22,0	37,3	54,2	72,5	91,8	112,2
800	24,5	41,6	60,6	81,1	102,8	125,8
835	25,4	43,1	62,8	84,1	106,7	130,5
900	27,0	45,9	67,0	89,7	113,9	139,3

Model	Heat output					
	$\Delta T 20$	$\Delta T 30$	$\Delta T 40$	$\Delta T 50$	$\Delta T 60$	$\Delta T 70$
	W/sect.	W/sect.	W/sect.	W/sect.	W/sect.	W/sect.
935	27,9	47,5	69,2	92,7	117,7	144,0
1000	29,6	50,3	73,4	98,3	124,9	152,8
1135	33,0	56,2	82,0	110,0	139,8	171,2
1200	34,6	59,9	87,5	115,7	149,3	182,8
1400	39,7	67,9	99,2	133,3	169,6	207,9
1435	40,7	69,5	101,6	136,4	173,5	212,7
1600	45,1	77,1	112,6	151,2	192,3	235,6
1735	48,9	83,4	121,8	163,4	207,8	254,6
1800	50,7	86,4	126,3	169,4	215,4	263,9
1935	54,5	92,9	135,7	181,9	231,3	283,3
2000	56,4	96,1	140,2	188,1	239,0	292,7

Model	Depth	Height *	Centre distance	Length	Connection diameters	Water capacity	Exponent	Coefficient
	(C) mm	(B) mm	(A) mm	(D) mm/sect.	inches	litres/sect.	n	Km
235	90	284	235	50	G1	0,43	1,2665	0,2158
335	90	384	335	50	G1	0,58	1,2792	0,2718
350	90	399	350	50	G1	0,71	1,2800	0,2799
435	90	484	435	50	G1	0,85	1,2849	0,3243
500	90	549	500	50	G1	0,95	1,2885	0,3566
535	90	584	535	50	G1	1,00	1,2905	0,3734
600	90	649	600	50	G1	1,10	1,2942	0,4037
685	90	734	685	50	G1	1,15	1,2990	0,4418
700	90	749	700	50	G1	1,18	1,2999	0,4484
800	90	849	800	50	G1	1,34	1,3055	0,4907
835	90	884	835	50	G1	1,38	1,3075	0,5050
900	90	949	900	50	G1	1,50	1,3091	0,5353
935	90	984	935	50	G1	1,56	1,3100	0,5514
1000	90	1049	1000	50	G1	1,66	1,3115	0,5812
1135	90	1184	1135	50	G1	1,88	1,3149	0,6420
1200	90	1249	1200	50	G1	1,98	1,3164	0,6709
1400	90	1449	1400	50	G1	2,28	1,3213	0,7583
1435	90	1484	1435	50	G1	2,36	1,3210	0,7771
1600	90	1649	1600	50	G1	2,60	1,3192	0,8673
1735	90	1784	1735	50	G1	2,85	1,3178	0,9430
1800	90	1849	1800	50	G1	2,95	1,3171	0,9801
1935	90	1984	1935	50	G1	3,10	1,3156	1,0585
2000	90	2049	2000	50	G1	3,22	1,3150	1,0970

* The height of the radiator with supporting feet is 54 mm higher than that indicated in the table.

Maximum working pressure: 1600 kpa (16 bar) Maximum working temperature: 120 °C

Characteristic equation of the model $\Phi = Km \Delta T^n$

The thermal efficiency values shown comply with the European Standard EN 442-1:2014 and are certified by the MRT Lab of the Milan Polytechnic, notified body N°1695.

CODE OBTAINING EXAMPLE

Mood radiator 600 from 10 sections gloss White colour
Ex: **EA10C0 + 04 + 10**

Mood radiator 600 from 12 sections gloss Ardesia colour.
Ex: **EA10C0 + 2B + 12**

To obtain the radiator code, it is necessary to add the code to the four final digits relating to the colour and number of elements.

Model	Code
235	EA11A0 xx xx
335	EA11B0 xx xx
350	EA10A0 xx xx
435	EA11C0 xx xx
500	EA10B0 xx xx
535	EA11D0 xx xx
600	EA10C0 xx xx
685	EA11E0 xx xx
700	EA10D0 xx xx
800	EA10E0 xx xx
835	EA11F0 xx xx
900	EA10F0 xx xx

Model	Code
935	EA11G0 xx xx
1000	EA10G0 xx xx
1135	EA11H0 xx xx
1200	EA10H0 xx xx
1400	EA10I0 xx xx
1435	EA11I0 xx xx
1600	EA10L0 xx xx
1735	EA11L0 xx xx
1800	EA10M0 xx xx
1935	EA11M0 xx xx
2000	EA10N0 xx xx


Model with sup- port	Code
1000	EA30G0 xx xx
1135	EA31H0 xx xx
1200	EA30H0 xx xx
1400	EA30I0 xx xx
1435	EA31I0 xx xx
1600	EA30L0 xx xx
1735	EA31L0 xx xx
1800	EA30M0 xx xx
1935	EA31M0 xx xx
2000	EA30N0 xx xx

COLOURS







See table on the following page

FINISHES


GLOSS
MATT
TEXTURED MATT
PEARLED

Item	Description	Colour	Code
	Fixing kit with pincers + plugs and adapters: 1 Flat ½ bleed valve 2 Plastic covers 1 Flat ½ plug 2 ½ Rh adapters 2 ½ Lh adapters 3 Metal sheet brackets 3 Plastic covers 3 White Rh pincers 3 White Lh pincers 4 1" O-ring seals 1 Retainer rubber cap	White glossy (Cod. 04)	550122
		White pearled (Cod. 4M)	550122MP
		Corvino textured matt (Cod. 3L)	550122L
		Corvino glossy (Cod. 2L)	550122LL
		Pearl pearled (Cod. 4N)	550122NP
		Pearl glossy (Cod. 2N)	550122NL
		Pearl matt (Cod. 5N)	550122NO
		Organza glossy (Cod. 2D)	550122DL
		Organza matt (Cod. 5D)	550122DO
		Turtle matt (Cod. 5P)	550122PO
		Turtle textured matt (Cod. 3P)	550122P
		Copper glossy (Cod. 2C)	550122CL
		Copper textured matt (Cod. 3C)	550122C
		Silver glossy (Cod. 2F)	550122FL
		Silver textured matt (Cod. 3F)	550122F
		Ardesia glossy (Cod. 2B)	550122EL
		Ardesia textured matt (Cod. 3B)	550122E
		Rubino glossy (Cod. 2A)	550122BL
		Heloise textured matt (Cod. 3H)	550122H
		Turquoise beach glossy (Cod. 2I)	550122IL
Graphite textured matt (Cod. 3R)	550122R		
Terra bruciata glossy (Cod. 2S)	550122SL		
Black coffee textured matt (Cod. 3V)	550122V		
Metropolitan textured matt (Cod. 3T)	550122T		

Coloured versions: apply a surcharge of 45% on the pure white gloss (RAL 9010) coating

Item	Description	Code
	Towel rail kit with decoration of 237 mm	570125
	Towel rail kit with decoration of 337 mm	570126
	Towel rail kit with decoration of 437 mm	570127
	Towel rail kit with decoration of 537 mm	570128
	A 30/2 Lockshield plug for Mood - Tribeca 50 mm (water diaphragm)	521011M
	A 32/1 O-ring seal for nipples, plugs and adapters	530102
	A 33/1 Nipple for home furnishing radiators	521012
	A 74 Fixing kit for horizontal installation, colour white n° 4	550120
	A 75 Fixing kit for horizontal installation, colour white n° 4	550121

For other accessories, see from page 61

	GLOSS	MATT	TEXTURED MATT	PEARLED
WHITE				
	Cod. 04			Cod. 4M
CORVINO				
	Cod. 2L		Cod. 3L	
METROPOLITAN				
			Cod. 3T	
BLACK COFFEE				
			Cod. 3V	
PEARL				
	Cod. 2N	Cod. 5N		Cod. 4N
ORGANZA				
	Cod. 2D	Cod. 5D		
TURTLE				
		Cod. 5P	Cod. 3P	
COPPER				
	Cod. 2C		Cod. 3C	
TERRA BRUCIATA				
	Cod. 2S			
SILVER				
	Cod. 2F		Cod. 3F	
GRAFITE				
			Cod. 3R	
ARDESIA				
	Cod. 2B		Cod. 3B	
RUBINO				
	Cod. 2A			
HELOISE				
			Cod. 3H	
TURQUOISE BEACH				
	Cod. 2I			

The colours shown are merely indicative and not binding, as they may slightly differ, due to the printing process.

Coloured versions: price increase 45% of a gloss White (RAL 9010)

Tribeca Aleternum®



Low thermal inertia



Low water content



Versatility



16
bar

Maximum working pressure



Available in 24 colours




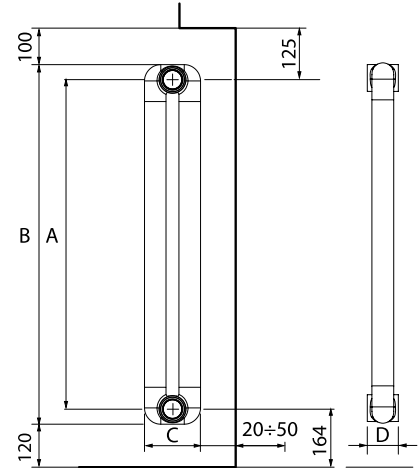
CE₁₄



Tribeca radiator: without decoration.

All models **Tribeca** are guaranteed **15 years** from installation date on manufacturing faults, provided that the installation has been performed in compliance with the current norms and respecting the instructions relating to the installation, the correct use and the correct maintenance as illustrated on this catalogue.

Standard supply	235 - 335 - 350 - 435 500 - 535 - 600	from 4 to 20 elements
	685 - 700 - 800 - 835	from 4 to 16 elements
	900 - 935 - 1000 - 1135 1200 - 1400 - 1435 1600 - 1735 - 1935	from 4 to 9 elements
	1800 - 2000	from 4 to 12 elements
	Colours	see colors table
Maximum working pressure	16 bar	
Test pressure	24 bar	
Aleternum treatment	Supplied as standard	
Product supplied under the brand name		



MEASURES EXPRESSED IN MILLIMETRES

Model	Heat output					
	ΔT 20	ΔT 30	ΔT 40	ΔT 50	ΔT 60	ΔT 70
	W/sect.	W/sect.	W/sect.	W/sect.	W/sect.	W/sect.
235	9,6	16,0	23,1	30,6	38,6	46,9
335	12,5	21,1	30,5	40,5	51,1	62,3
350	13,0	21,8	31,5	41,9	52,9	64,4
435	15,2	25,6	37,1	49,4	62,5	76,1
500	16,9	28,5	41,3	55,1	69,7	85,0
535	17,8	30,1	43,6	58,2	73,6	89,8
600	19,5	32,9	47,8	63,8	80,8	98,6
685	21,6	36,6	53,3	71,2	90,2	110,2
700	22,0	37,3	54,2	72,5	91,8	112,2
800	24,5	41,6	60,6	81,1	102,8	125,8
835	25,4	43,1	62,8	84,1	106,7	130,5
900	27,0	45,9	67,0	89,7	113,9	139,3

Model	Heat output					
	ΔT 20	ΔT 30	ΔT 40	ΔT 50	ΔT 60	ΔT 70
	W/sect.	W/sect.	W/sect.	W/sect.	W/sect.	W/sect.
935	27,9	47,5	69,2	92,7	117,7	144,0
1000	29,6	50,3	73,4	98,3	124,9	152,8
1135	33,0	56,2	82,0	110,0	139,8	171,2
1200	34,6	59,9	87,5	115,7	149,3	182,8
1400	39,7	67,9	99,2	133,3	169,6	207,9
1435	40,7	69,5	101,6	136,4	173,5	212,7
1600	45,1	77,1	112,6	151,2	192,3	235,6
1735	48,9	83,4	121,8	163,4	207,8	254,6
1800	50,7	86,4	126,3	169,4	215,4	263,9
1935	54,5	92,9	135,7	181,9	231,3	283,3
2000	56,4	96,1	140,2	188,1	239,0	292,7

Model	Depth	Height	Centre distance	Length	Connection diameters	Water capacity	Exponent	Coefficient
	(C) mm	(B) mm	(A) mm	(D) mm/sect.	inches	litres/sect.	n	Km
235	90	284	235	50	G1	0,43	1,2665	0,2158
335	90	384	335	50	G1	0,58	1,2792	0,2718
350	90	399	350	50	G1	0,71	1,2800	0,2799
435	90	484	435	50	G1	0,85	1,2849	0,3243
500	90	549	500	50	G1	0,95	1,2885	0,3566
535	90	584	535	50	G1	1,00	1,2905	0,3734
600	90	649	600	50	G1	1,10	1,2942	0,4037
685	90	734	685	50	G1	1,15	1,2990	0,4418
700	90	749	700	50	G1	1,18	1,2999	0,4484
800	90	849	800	50	G1	1,34	1,3055	0,4907
835	90	884	835	50	G1	1,38	1,3075	0,5050
900	90	949	900	50	G1	1,50	1,3091	0,5353
935	90	984	935	50	G1	1,56	1,3100	0,5514
1000	90	1049	1000	50	G1	1,66	1,3115	0,5812
1135	90	1184	1135	50	G1	1,88	1,3149	0,6420
1200	90	1249	1200	50	G1	1,98	1,3164	0,6709
1400	90	1449	1400	50	G1	2,28	1,3213	0,7583
1435	90	1484	1435	50	G1	2,36	1,3210	0,7771
1600	90	1649	1600	50	G1	2,60	1,3192	0,8673
1735	90	1784	1735	50	G1	2,85	1,3178	0,9430
1800	90	1849	1800	50	G1	2,95	1,3171	0,9801
1935	90	1984	1935	50	G1	3,10	1,3156	1,0585
2000	90	2049	2000	50	G1	3,22	1,3150	1,0970

Maximum working pressure: 1600 kpa (16 bar) Maximum working temperature: 120 °C

Characteristic equation of the model $\Phi=Km \Delta T^n$

The thermal efficiency values shown comply with the European Standard EN 442-1:2014 and are certified by the MRT Lab of the Milan Polytechnic, notified body N°1695.

CODE OBTAINING EXAMPLE

Tribeca radiator 600 from 10 sections gloss White colour

Ex: **EA20C0 + 04 + 10**

Tribeca radiator 600 from 12 sections gloss Ardesia colour

Ex: **EA20C0 + 2B + 12**

To obtain the radiator code, it is necessary to add the code to the four final digits relating to the colour and number of elements.

Model	Code
235	EA21A0 xx xx
335	EA21B0 xx xx
350	EA20A0 xx xx
435	EA21C0 xx xx
500	EA20B0 xx xx
535	EA21D0 xx xx
600	EA20C0 xx xx
685	EA21E0 xx xx

Model	Code
700	EA20D0 xx xx
800	EA20E0 xx xx
835	EA21F0 xx xx
900	EA20F0 xx xx
935	EA21G0 xx xx
1000	EA20G0 xx xx
1135	EA21H0 xx xx
1200	EA20H0 xx xx

Model	Code
1400	EA20I0 xx xx
1435	EA21I0 xx xx
1600	EA20L0 xx xx
1735	EA21L0 xx xx
1800	EA20M0 xx xx
1935	EA21M0 xx xx
2000	EA20N0 xx xx

COLOURS

See table on the following page


FINISHES

GLOSS







MATT

TEXTURED MATT

PEARLED

Item	Description	Colour	Code
	Fixing kit with pincers + plugs and adapters: 1 Flat ½ bleed valve 2 Plastic covers 1 Flat ½ plug 2 ½ Rh adapters 2 ½ Lh adapters 3 Metal sheet brackets 3 Plastic covers 3 White Rh pincers 3 White Lh pincers 4 1" O-ring seals 1 Retainer rubber cap	White glossy (Cod. 04)	550122
		White pearled (Cod. 4M)	550122MP
		Corvino textured matt (Cod. 3L)	550122L
		Corvino glossy (Cod. 2L)	550122LL
		Pearl pearled (Cod. 4N)	550122NP
		Pearl glossy (Cod. 2N)	550122NL
		Pearl matt (Cod. 5N)	550122NO
		Organza glossy (Cod. 2D)	550122DL
		Organza matt (Cod. 5D)	550122DO
		Turtle matt (Cod. 5P)	550122PO
		Turtle textured matt (Cod. 3P)	550122P
		Copper glossy (Cod. 2C)	550122CL
		Copper textured matt (Cod. 3C)	550122C
		Silver glossy (Cod. 2F)	550122FL
		Silver textured matt (Cod. 3F)	550122F
		Ardesia glossy (Cod. 2B)	550122EL
		Ardesia textured matt (Cod. 3B)	550122E
		Rubino glossy (Cod. 2A)	550122BL
		Heloise textured matt (Cod. 3H)	550122H
		Turquoise beach glossy (Cod. 2I)	550122IL
		Graphite textured matt (Cod. 3R)	550122R
		Terra bruciata glossy (Cod. 2S)	550122SL
		Black coffee textured matt (Cod. 3V)	550122V
		Metropolitan textured matt (Cod. 3T)	550122T

Coloured versions: apply a surcharge of 45% on the pure white gloss (RAL 9010) coating

Item	Description	Code
	Towel rail kit with decoration of 237 mm	570125
	Towel rail kit with decoration of 337 mm	570126
	Towel rail kit with decoration of 437 mm	570127
	Towel rail kit with decoration of 537 mm	570128
	A 30/2 Lockshield plug for Mood - Tribeca 50 mm (water diaphragm)	521011M
	A 32/1 O-ring seal for nipples, plugs and adapters	530102
	A 33/1 Nipple for home furnishing radiators	521012
	A 74 Fixing kit for horizontal installation, colour white n° 4	550120
	A 75 Fixing kit for horizontal installation, colour white n° 4	550121

For other accessories, see from page 61

	GLOSS	MATT	TEXTURED MATT	PEARLED
WHITE				
	Cod. 04			Cod. 4M
CORVINO				
	Cod. 2L		Cod. 3L	
METROPOLITAN				
			Cod. 3T	
BLACK COFFEE				
			Cod. 3V	
PEARL				
	Cod. 2N	Cod. 5N		Cod. 4N
ORGANZA				
	Cod. 2D	Cod. 5D		
TURTLE				
		Cod. 5P	Cod. 3P	
COPPER				
	Cod. 2C		Cod. 3C	
TERRA BRUCIATA				
	Cod. 2S			
SILVER				
	Cod. 2F		Cod. 3F	
GRAFITE				
			Cod. 3R	
ARDESIA				
	Cod. 2B		Cod. 3B	
RUBINO				
	Cod. 2A			
HELOISE				
			Cod. 3H	
TURQUOISE BEACH				
	Cod. 2I			

The colours shown are merely indicative and not binding, as they may slightly differ, due to the printing process.

Coloured versions: price increase 45% of a gloss White (RAL 9010)





















RADIATOR ACCESSORIES

Accessories on request	page 62
Fittings for copper pipes	page 66
Fittings for multilayer pipes	page 67
Fittings for polyethylene pipes	page 69
Thermostatic head	page 69



ACCESSORIES ON REQUEST

Item		Description	Code
	A 1/1	Rh 1"G automatic air-purging valve. Chromed (always to be installed with the vent in upward position)	520201
		Lh 1"G automatic air-purging valve. Chromed (always to be installed with the vent in upward position)	520202
	A 4/1	Rh G 1" closing plug, galvanized and painted	525014
		Lh G 1" closing plug, galvanized and painted	525114
	A 6/1	Rh adapter 3/8 - Colour: White	526014
		Lh adapter 3/8 - Colour: White	526114
		Rh adapter 1/2 - Colour: White	526214
		Lh adapter 1/2 - Colour: White	526314
	A 6/1	Rh adapter 3/4 - Colour: White	526414
		Lh adapter 3/4 - Colour: White	526514
	A 8/1	Rh 1/4 valve plug - Colour: White	525214
		Lh 1/4 valve plug - Colour: White	525314
		Rh 1/8 valve plug - Colour: White	525414
		Lh 1/8 valve plug - Colour: White	525514
	A 13	Retouch spray 400 ml - Colour: White RAL 9010	540024
	A 16	175 mm Wall anchor bracket	550020
	A 18	Rh bracket to be screwed on to the wall	550035
		Lh bracket to be screwed on to the wall	550036
	A 26/1	Nipple wrench 1"G	550090
	A 27	Nipple metal wrench 1" (100 cm) without lever	550093
	-	Nipple metal wrench kit 1" and 3/4" (50 cm) with lever and plastic wrench for plugs	550092
	A 40/2	Plastic wrench	560257
	A 52	G 1/2" air valve, chromed	520203
	-	1/2" Blind plug	525602

ALFA series valve 1/2" connection (Valves supplied without fitting)

Description	Colour White - Chrome	Colour Chrome	Colour Gold
	Code	Code	Code
Angle valve, iron pipe connection	8493051	8493052	8493053
Straight valve, iron pipe connection	8493061	8493062	8493063
Angle lockshield valve, iron pipe connection	8493031	8493032	8493033
Straight lockshield retainer, iron pipe connection	8493041	8493042	8493043
Angle valve retainer, copper/PE/multilayer pipe connection	8493151	8493152	8493153
Straight valve, copper/PE/multilayer pipe connection	8493161	8493162	8493163
Angle lockshield retainer, copper/PE/multilayer pipe connection	8493131	8493132	8493133
Straight lockshield retainer, copper/PE/multilayer pipe connection	8493141	8493142	8493143

**BETA** series valve 1/2" connection (Valves supplied without fitting)

Description	Colour White - Chrome	Colour Chrome
	Code	Code
Angle valve, iron pipe connection	8483351	8483352
Straight valve, iron pipe connection	8483361	8483362
Angle lockshield valve, iron pipe connection	8493531	8493532
Straight lockshield retainer, iron pipe connection	8493541	8493542
Angle valve retainer, copper/PE/multilayer pipe connection	8483451	8483452
Straight valve, copper/PE/multilayer pipe connection	8483461	8483462
Angle lockshield retainer, copper/PE/multilayer pipe connection	8493631	8493632
Straight lockshield retainer, copper/PE/multilayer pipe connection	8493641	8493642



GAMMA series valve ½" connection (Valves supplied without fitting)

Description	Colour White - Chrome	Colour Chrome
	Code	Code
Angle valve, iron pipe connection	8484351	8484352
Straight valve, iron pipe connection	8484361	8484362
Angle lockshield valve, iron pipe connection	8494531	8494532
Straight lockshield retainer, iron pipe connection	8494541	8494542
Angle valve retainer, copper/PE/multilayer pipe connection	8484451	8484452
Straight valve, copper/PE/multilayer pipe connection	8484461	8484462
Angle lockshield retainer, copper/PE/multilayer pipe connection	8494631	8494632
Straight lockshield retainer, copper/PE/multilayer pipe connection	8494641	8494642



TONDERA series valves ½" connection (Valves supplied without fitting)

Description	Colour White	Colour Chrome
	Code	Code
Angle valve with thermostat option, copper and multilayer pipe connection, non-drip end	8496131	8496132
Thermostatic angle valve, copper and multilayer pipe connection, non-drip end	8496331	8496332
Manual adjustment angle valve, copper and multilayer pipe connection, non-drip end	8496231	8496232
Angle lockshield valve, copper and multilayer pipe connection, non-drip end	8496731	8496732
Straight valve with thermostat option, copper and multilayer pipe connection, non-drip end	8496151	8496152
Thermostatic straight valve, copper and multilayer pipe connection, non-drip end	8496351	8496352
Manual adjustment straight valve, copper and multilayer pipe connection, non-drip end	8496251	8496252
Straight lockshield valve, copper and multilayer pipe connection, non-drip end	8496751	8496752



MINIMAL series valves ½" connection (Valves supplied without fitting)

Description	Colour White	Colour Chrome
	Code	Code
Angle valve with thermostat option, interchangeable copper and multilayer pipe connection, non-drip end	8493851	8493852
Thermostatic angle valve, interchangeable copper and multilayer pipe connection, non-drip end	8493651	8493652
Angle lockshield retainer, copper/PE/multilayer pipe connection	8493631	8493632
Angle valve with thermostat option, iron pipe connection, non-drip end	8493751	8493752
Thermostatic angle valve, iron pipe connection, non-drip end	8493551	8493552
Angle lockshield valve, iron pipe connection	8493531	8493532



LIBERTY series valve 1/2" connection (Valves supplied without fitting) *

Description	Colour White	Colour RAL 1036	Colour Cast iron	Colour Bronze
	Code	Code	Code	Code
Angle valve, iron pipe connection, non-drip end	8493251	8493256	8493254	8493255
Angle lockshield valve, iron pipe connection, non-drip end	8493231	8493236	8493234	8493235

* An adapter is required for copper multilayer pipes

Description	Colour Gold *	Colour Bronze
	Code	Code
Adapter for copper and multilayer LIBERTY series pipes Pipe size (Ø mm) 3/4" x 24/19	8493283	8493285

* Can be used with valves and lockshield valves in white, RAL 1036 and cast iron

**OLD STYLE series valve 1/2" connection (Valves supplied without fitting)**

Description	Colour White	Colour Chrome	Colour Bronze
	Code	Code	Code
Thermostatic angle valve, iron pipe connection, non-drip end	8493671	8493672	8493675
Angle valve, iron pipe connection, non-drip end	8493371	8493372	8493375
Angle lockshield valve, iron pipe connection, non-drip end	8493411	8493412	8493415
Thermostatic straight valve, iron pipe connection, non-drip end	8493681	8493682	8493685
Straight valve, iron pipe connection, non-drip end	8493381	8493382	8493385
Straight lockshield valve, iron pipe connection, non-drip end	8493421	8493422	8493425
Thermostatic angle valve, copper and multilayer pipe connection, non-drip end	8493691	8493692	8493695
Angle valve, copper and multilayer pipe connection, non-drip end	8493391	8493392	8493395
Angle lockshield valve, copper and multilayer pipe connection, non-drip end	8493431	8493432	8493435
Thermostatic straight valve, copper and multilayer pipe connection, non-drip end	8493701	8493702	8493705
Straight valve, copper and multilayer pipe connection, non-drip end	8493401	8493402	8493405
Straight lockshield valve, copper and multilayer pipe connection, non-drip end	8493441	8493442	8493445



FITTINGS FOR COPPER PIPES

Fittings for copper pipes for **ALFA, BETA and MINIMAL** series valves

Pipe size	Colour Chrome	Colour Gold
(Ø mm)	Code	Code
10	849381210	849381310
12	849381212	849381312
14	849381214	849381314

Pipe size	Colour Chrome	Colour Gold
(Ø mm)	Code	Code
15	849381215	849381315
16	849381216	849381316
18	849381218	849381318



Fittings for copper pipes for **GAMMA and TONDERA** series valves

Pipe size	Colour Chrome
(Ø mm)	Code
10	849481210
12	849481212
14	849481214

Pipe size	Colour Chrome
(Ø mm)	Code
15	849481215
16	849481216
18	849481218



Fittings for copper pipes for **LIBERTY** series valves

Pipe size	Colour Gold *	Colour Bronze
(Ø mm)	Code	Code
10	849381310	849381510
12	849381312	849381512
14	849381314	849381514

Pipe size	Colour Gold *	Colour Bronze
(Ø mm)	Code	Code
15	849381315	849381515
16	849381316	849381516
18	849381318	849381518



* Can be used with valves and lockshield valves in white, RAL 1036 and cast iron

Fittings for copper pipes for **OLD STYLE** series valves

Pipe size	Colour Chrome *	Colour Bronze
(Ø mm)	Code	Code
10	849481210	849481510
12	849481212	849481512
14	849481214	849481514

Pipe size	Colour Chrome *	Colour Bronze
(Ø mm)	Code	Code
15	849481215	849481515
16	849481216	849481516
18	849481218	849481518



* Can be used with valves and lockshield valves in chrome and white

FITTINGS FOR MULTILAYER PIPES

Fittings for multilayer pipes for **ALFA** and **BETA** series valves

Pipe size (Ø int. - Ø ext.)	Connection	Colour Chrome Code	Colour Gold Code
9,5/10-14	24 - 19	849383210	849383310
11,5/12-16	24 - 19	8493832115	8493833115



Fittings for multilayer pipes for **GAMMA** and **TONDERA** series valves

Pipe size (Ø int. - Ø ext.)	Connection	Colour Chrome Code	Pipe size (Ø int. - Ø ext.)	Connection	Colour Chrome Code
7,5/8-12	24 - 19	84948320812	11,5/12-17	24 - 19	84948321217
9,5/10-14	24 - 19	849483210	12,5/13-17	24 - 19	84948321317
9,5/10-15	24 - 19	84948321015	12,5/13-18	24 - 19	84948321318
10,5/11-15	24 - 19	84948321115	13,5/14-18	24 - 19	84948321418
10,5/11-16	24 - 19	84948321116	14,5/15-20	24 - 19	84948321520
11,5/12-16	24 - 19	84948321115	15/15,5-20	24 - 19	849483215520
			15,5/16-20	24 - 19	84948321620



Fittings for multilayer pipes for **LIBERTY** series valves

Pipe size (Ø int. - Ø ext.)	Connection	Colour Gold *	Colour Bronze
		Code	Code
7,5/8-12	24 - 19	84938330812	84938350812
9,5/10-14	24 - 19	849383310	84938351014
9,5/10-15	24 - 19	84938331015	84938351015
10,5/11-15	24 - 19	84938331115	84938351115
10,5/11-16	24 - 19	84938331116	84938351116
11,5/12-16	24 - 19	84938331115	84938351216
11,5/12-17	24 - 19	84938331217	84938351217
12,5/13-17	24 - 19	84938331317	84938351317
12,5/13-18	24 - 19	84938331318	84938351318
13,5/14-18	24 - 19	84938331418	84938351418
14,5/15-20	24 - 19	84938331520	84938351520
15/15,5-20	24 - 19	849383315520	849383515520
15,5/16-20	24 - 19	84938331620	84938351620



* Can be used with valves and lockshield valves in white, RAL 1036 and cast iron

Fittings for multilayer pipes for **MINIMAL** series valves

Pipe size	Connection	Colour Chrome
(Ø int. - Ø ext.)		Code
7,5/8-12	24 - 19	84938320812
9,5/10-14	24 - 19	849383210
9,5/10-15	24 - 19	84938321015
10,5/11-15	24 - 19	84938321115
10,5/11-16	24 - 19	84938321116
11,5/12-16	24 - 19	8493832115

Pipe size	Connection	Colour Chrome
(Ø int. - Ø ext.)		Code
11,5/12-17	24 - 19	84938321217
12,5/13-17	24 - 19	84938321317
12,5/13-18	24 - 19	84938321318
13,5/14-18	24 - 19	84938321418
14,5/15-20	24 - 19	84938321520
15/15,5-20	24 - 19	849383215520
15,5/16-20	24 - 19	84938321620



Fittings for multilayer pipes for **OLD STYLE** series valves

Pipe size	Connection	Colour Bronze
(Ø int. - Ø ext.)		Code
7,5/8-12	24 - 19	84948350812
9,5/10-14	24 - 19	84948351014
9,5/10-15	24 - 19	84948351015
10,5/11-15	24 - 19	84948351115
10,5/11-16	24 - 19	84948351116
11,5/12-16	24 - 19	84948351216
11,5/12-17	24 - 19	84948351217
12,5/13-17	24 - 19	84948351317
12,5/13-18	24 - 19	84948351318
13,5/14-18	24 - 19	84948351418
14,5/15-20	24 - 19	84948351520
15/15,5-20	24 - 19	849483515520
15,5/16-20	24 - 19	84948351620

Pipe size	Connection	Colour Chrome
(Ø int. - Ø ext.)		Code
7,5/8-12	24 - 19	84948320812
9,5/10-14	24 - 19	849483210
9,5/10-15	24 - 19	84948321015
10,5/11-15	24 - 19	84948321115
10,5/11-16	24 - 19	84948321116
11,5/12-16	24 - 19	8494832115
11,5/12-17	24 - 19	84948321217
12,5/13-17	24 - 19	84948321317
12,5/13-18	24 - 19	84948321318
13,5/14-18	24 - 19	84948321418
14,5/15-20	24 - 19	84948321520
15/15,5-20	24 - 19	849483215520
15,5/16-20	24 - 19	84948321620



FITTINGS FOR POLYETHYLENE PIPES

Fittings for polyethylene pipes for **ALFA** and **BETA** series valves

Pipe size	Colour Chrome
(\varnothing int. - \varnothing ext.)	Code
12 - 16	849382212
13 - 18	849382213
14 - 18	849382214

Pipe size	Colour Gold
(\varnothing int. - \varnothing ext.)	Code
12 - 16	849382312
13 - 18	849382313
14 - 18	849382314



Fittings for polyethylene pipes for **GAMMA** series valves

Pipe size	Colour Chrome
(\varnothing int. - \varnothing ext.)	Code
12 - 16	849482212
13 - 18	849482213
14 - 18	849482214



THERMOSTATIC HEAD

Thermostatic head for **BETA**, **GAMMA**, **TONDERA** and **MINIMAL** series valves

Description	Colour White - Chrome
	Code
Thermostatic head for BETA, GAMMA, TONDERA and MINIMAL with liquid sensor	8480931







ELECTRIC RADIATORS

EBlitz Wi-Fi	page 72
Resia	page 74
eCool ED	page 75
eGarda	page 76






eBlitz Wi-Fi

THERMODYNAMIC FLUID FILLED ELECTRIC RADIATOR





- ▶ Radiator manageable remotely via Android and Apple smartphones by downloading the Domus One App
- ▶ Compatible with Google Home and Alexa
- ▶ Aluminium alloy body:
 - Quickly reaches the desired temperature
- ▶ Backlight LCD interface incorporated
- ▶ NTC temperature probe and electronic temperature regulation
- ▶ In order to optimise consumption, the radiator provides:
 - Daily and weekly programming with Adaptive Start Control
 - Open window detection function
 - Consumption display
- ▶ Safety:
 - Keyboard lock
 - Built-in ON / OFF switch
 - Power reserve >2h
- ▶ Fixing system included

CLASSE II

Double isolation

All models eBlitz Wi-Fi are guaranteed **2 years** for electrical components, **5 years** on the aluminium body from the date of installation against manufacturing defects.

Product supplied under the brand name **fondital**



The right side houses the new backlight adjustment and control system with digital display and easy-to-reach buttons regardless of installation type.



Power wire:
 - Phase
 - Neutral
 - Pilot wire

Model	Code for Pilot Wire	Power	Sections	Voltage	Frequency	Length	Height	Depth
		W	no.	V	Hz	mm	mm	mm
750	FBG0M1XR84	750	4	230	50/60	390	583	80
1000	FBG0M1XRA5	1000	5	230	50/60	470	583	80
1250	FBG0M1XRD7	1250	7	230	50/60	630	583	80
1500	FBG0M1XRF9	1500	9	230	50/60	790	583	80
1800	FBG0M1XRIB	1800	11	230	50/60	950	583	80

DISCOVER THE DOMUS ONE APP!

Download the App from Google Play or the App Store. You will be able to control the operation of your heaters remotely, optimizing consumption and achieving maximum comfort.



MODE

- ⌚ Temporary (Boost)
- 👤 Manual (Simple)
- 🕒 Program

SECURITY LOCK

Lock and unlock the radiators remotely to prevent tampering and assure children's safety

TEMPERATURES MONITORING

Monitor the room temperature trend thanks to real-time charts

GROUPS OF DEVICES

Arrange the radiators into groups and control multiple heaters at the same time

OPEN WINDOW DETECTION

By identifying an open window in the room, the radiator turns off automatically, avoiding energy wastage

ADAPTIVE START CONTROL

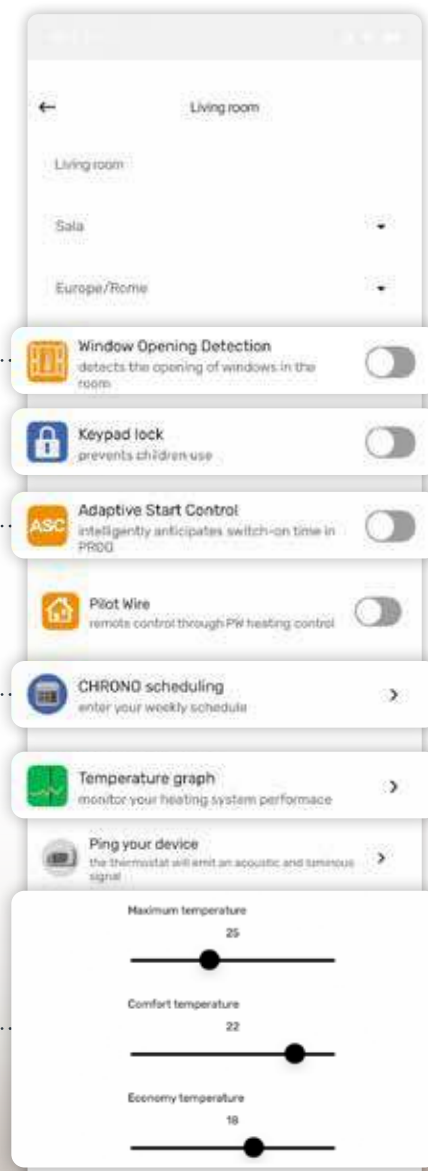
When in Program mode, this smart function will start the radiator at the perfect time based on the current room temperature

PROGRAM

Easily set a 24/7 heating schedule for your radiators

TEMPERATURES SET-UP

Customise the Max, Comfort and Eco temperatures



Resia

THERMODYNAMIC FLUID FILLED ELECTRIC RADIATOR



- ▶ **Best quality / price ratio**
- ▶ **Aluminium alloy body:**
 - Quickly reaches the desired temperature
- ▶ **Light and easy to install**
- ▶ **Modern design and electronics with weekly programming**
- ▶ **Energy saving:**
 - Open window detection function
 - Automatic Start Control (ASC)
- ▶ **Fixing system included**



CLASSE II



Double isolation



All models **Resia** are guaranteed **2 years** for electrical components, **5 years** on the aluminium body from the date of installation against manufacturing defects.



The right side houses the new backlight adjustment and control system with digital display and easy-to-reach buttons regardless of installation type.



Power wire:
- Phase
- Neutral
- Pilot wire

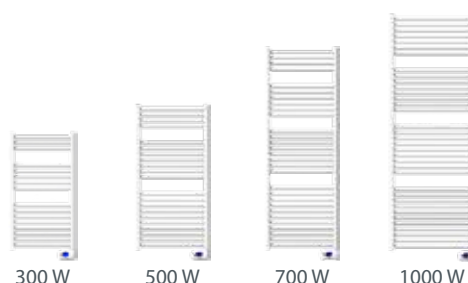
Model	Code for Pilot Wire	Power	Sections	Voltage	Frequency	Length	Height	Depth
		W	no.	V	Hz	mm	mm	mm
700 W	FRA0M1ED74	700	4	230	50/60	396	577	83
1000 W	FRA0M1EDA5	1000	5	230	50/60	476	577	83
1500 W	FRA0M1EDF8	1500	8	230	50/60	716	577	83
1800 W	FRA0M1EDIA	1800	10	230	50/60	876	577	83

eCool ED

ELECTRIC TOWEL RADIATOR WITH DIGITAL CONTROL



- ▶ Aluminium alloy body: with low thermal inertia
- ▶ LCD backlight interface
- ▶ Daily and weekly programming options
- ▶ Open window detection function
- ▶ Child safety lock
- ▶ Fixing system included
- ▶ Schuko plug
- ▶ Anticorrosion internal treatment
Alaternum provided

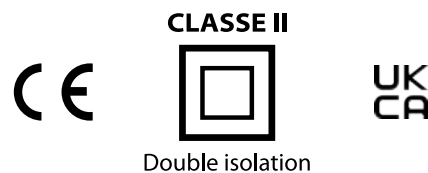


All models **eCool ED** are guaranteed **2 years** for electrical components, **5 years** on the aluminium body from the date of installation against manufacturing defects.

Product supplied under the brand name
*** fondital**



UK or Schuko plug available



Double isolation

Model	Code for Schuko Plug	Code for UK Plug	Power	Voltage	Frequency	Length	Height	Depth
			W	V	Hz	mm	mm	mm
300	FCA0M1YD30	FCAI21YD30	300	230	50/60	478	933	45
500	FCA0M1YD50	FCAI21YD50	500	230	50/60	528	1143	45
700	FCA0M1YD70	FCAI21YD70	700	230	50/60	528	1563	45
1000	FCA0M1YDA0	FCAI21YDA0	1000	230	50/60	628	1815	45

Item	Description	Code
	Infrared remote control with wall support (Batteries not included) Features: Comfort, Night, Antifreeze and Stand-by	OZTELINF01

eGarda

FLUID FILLED ELECTRIC RADIATORS

PRODUCT AVAILABLE WHILE STOCKS LAST



- ▶ **Aluminium alloy body:**
 - Quickly reaches the desired temperature
- ▶ **Colours: White RAL 9010 and Anthracite grey**
- ▶ **Interface with touch radio control**
- ▶ **NTC temperature probe and electronic temperature regulation**
- ▶ **In order to optimise consumption, the radiator provides:**
 - Daily and weekly programming options
 - Open window detection function
 - Consumption display
- ▶ **Safety:**
 - Remote control lock




All models **eGarda** are guaranteed **2 years** for electrical components, **5 years** on the aluminium body from the date of installation against manufacturing defects.



Power wire:
- Phase
- Neutral
- Pilot wire

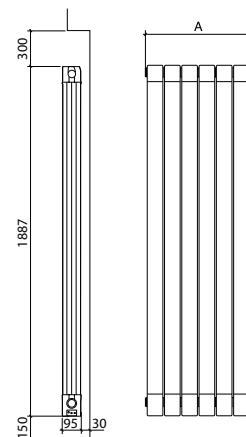


CLASSE II



Double isolation

Product supplied under the brand name  **fondital**





MEASURES EXPRESSED IN MILLIMETRES

Model	Code for Pilot Wire	Power	Voltage	Frequency	Interface	Colour	Consumption in Standby Mode
		W	V	Hz			
1500 W	FGA0M1ERF4	1500	230	50	Remote control	White	< 0,5 W
2000 W	FGA0M1ERK6	2000	230	50	Remote control	White	< 0,5 W
N 1500 W	FGB0M1ERF4	1500	230	50	Remote control	Antracite	< 0,5 W
N 2000 W	FGB0M1ERK6	2000	230	50	Remote control	Antracite	< 0,5 W

Model	Sections	Length	Height	Depth	Net weight	Gross weight
	no.	mm	mm	mm	kg	kg
1500 W	4	340	1887	95	17.5	20
2000 W	6	500	1887	95	25.5	29
N 1500 W	4	340	1887	95	17.5	20
N 2000 W	6	500	1887	95	25.5	29

INCLUDED IN THE PACKAGE

Item	Description
	Fixing system
	Remote control with batteries included

Aleternum[®] Anti-corrosion treatment for radiators



Aleternum[®] internal coating by Fondital

Corrosion is the primary cause of malfunctions in heating systems. Not only does it deteriorate the components of the system, but over the years corrosion significantly reduces efficiency, increasing consumption and, as a result, operating costs.

For example, corrosion in a heating system containing cast iron or steel radiators produces a sludge that accumulates at the bottom of the radiators, obstructing the radiators themselves and the pipes, resulting in a partial or total loss in thermal performance and uneven heat distribution.

In conventional aluminium radiators, corrosion produces gas pockets which prevent the radiator from heating evenly and may limit thermal performance.

To stop corrosion even before it starts, Fondital has developed Aleternum[®], an exclusive resin-based internal coating to protect the radiator water chamber.

Aleternum[®] by Fondital brings the heating system into a new era, in which total* protection is a guarantee of safety and high efficiency. Your heating system will always be as good as new!

WHAT IS CORROSION?



It is the chemical and physical interaction between a metal and a water-based medium, which causes changes in the properties of the metal and which often leads to a loss in the functionality of the metal itself, of the medium or of the system consisting of these two elements.

Metal + Water + Oxidant = Corrosion

Depending on the part of the metal affected, corrosion is classified as follows:

- diffused corrosion (or generalised corrosion): if the entire surface of the metal is affected by corrosion;
- uniform corrosion: if the entire surface of the metal is affected by corrosion and the effects of corrosion are equal over the entire surface;
- localised corrosion: where only certain areas of the metal are affected by corrosion. There are numerous different patterns of localised corrosion, among which: ulcers, craters, cavities, pin holes and cracks.

plan view			profile view
	Uniform Corrosion – generalised attack		
	Uniform Corrosion – uniform attack		
	Localised Corrosion		
	Pitting	craters	
		pin holes	
		cavities	
	Stress corrosion cracking (SCC)	Simple cracks	
		Ramified cracks	
	Corrosion - erosion		

➤ The complete anti-corrosion treatment*

➤ Ideal for a broad ph spectrum

Conventional aluminium radiators require pH levels between 7 and 8. The new coating eliminates this limitation, allowing aluminium radiators with the Aleternum coating to operate at a wider pH range than both untreated aluminium and steel (which is subject to corrosive attack at pH levels below 8). Aleternum® radiators by Fondital may be used in heating systems with high or potentially high pH levels.



➤ No gas pocket formation (no gas)

➤ 100% Aluminium - 100% recyclable

➤ Burst pressure up to 60 bar - ideal for multi-storey buildings

➤ Will not become obstructed - no cold spots

➤ Light and easy to install

➤ May be installed in mixed heating systems

➤ Extended warranty up to 20 years.

➤ Better euro/watt ratio than steel and bimetal radiators

➤ Patented system

* Anticorrosive characteristics are ensured if the product is installed in a closed-circuit heating installation, in which all the cleaning and water treatment operations have to be made according to installation standards specific for closed circuit heating installations.

THERMOELECTRICALLY-WELDED CAP

Thermoelectric process, a PATENT PENDING technology, ensures a stable joint between the aluminium die-cast section and its base. Metal in the joint area is absolutely uniform and the two components are perfectly integrated into each other. Thermoelectric joining

technology is carried out at controlled temperatures that prevent spatter and porosity. The result is a radiator that is as solid as a 100% single piece in aluminium, even more sturdy and reliable than ever.

TRADITIONAL CAP



THERMOELECTRICALLY-WELDED CAP




- ✓ NO DIRT ACCUMULATIONS
- ✓ NO WELDING RESIDUES
- ✓ EVEN BETTER AESTHETICS
- ✓ NO GASKETS
- ✓ ENTIRELY IN ALUMINIUM
- ✓ INTERNATIONAL PATENT
- ✓ 100% ALUMINIUM

PAINTING AND FINISHING PHASES

The painting process of Fondital radiators was developed in detail with the aim of ensuring an exemplary final result in terms of both aesthetic look and metal protection. Painting is crucial to protect the metal from the corrosion that could be triggered by particles in the air of the room where the radiator is installed.

With the aim to obtain flawless results, Fondital relies on a process including two coating phases: the first

one is an anaphoretic coating dip and is essential for metal protection, while the second one is carried out by spraying and increases the protection degree, lending the product the desired finish and look.



RADIATOR SIZING AND INSTALLATION

To correctly determine the heat output of the radiators to be installed, you must comply with the rules in force..

To determine the number of sections required for each radiator, you must remember that their nominal heat output is associated with a ΔT (difference between the average water temperature and ambient temperature) of 50 K or of 30 K.

It is therefore advisable to ensure a ΔT of less than 50 K by decreasing the water outlet temperature (for example, a ΔT of 40 to 30 K). This will ensure energy savings as well as increase the degree of comfort.

The radiator heat output for different ΔT values is calculated using the formula: $\Phi = Km \times \Delta T^n$

The radiator heat output for different ΔT values is calculated using the formula:

Seven Super B4 500/100 radiator with water temperature: inlet 60 ° C, outlet 44 ° C and ambient temperature of 20 ° C.

$\Delta T = (\text{inlet water temperature} + \text{outlet water temperature}) / 2 - \text{ambient temperature} = (60 + 44) / 2 - 20 = 32 \text{ K}$.

$\Phi (32K) = Km \times \Delta T^n = 0,7991 \times (32)^{1,2890} = 69,62 \text{ W}$

When determining the number of sections, remember that in the case of installations with water inlet and outlet at the base or installations with one-way or two-way valve, heat output may decrease by up to 10÷12% and 20% respectively, due to the particular water distribution in the radiators.

If the radiator is installed under shelves, in niches or - worse - in the event of radiator covers, heat output may decrease by around 10-12 %.

RADIATOR INSTALLATION, USE AND MAINTENANCE

The heating systems must be designed, installed, operated and maintained according to the rules in force.

In particular, remember the following during installation:

- The radiators may be used with water and steam systems (max temperature of 120°C);
- the maximum working pressure for die-cast radiators is 16 bar (1600 kPa);
- The radiators must be installed according to the minimum permitted distances: 12 cm above the floor, 2÷5 cm from the wall behind, 10 cm from any niches or shelves;
- If the wall at the back is not sufficiently insulated, fit any additional insulation to minimize dispersion of heat out through the wall;
- Each radiator must be fitted with a vent valve, preferably an automatic one (especially if the radiator has to be isolated from the system);
- The water must have a pH of 7 or 8 (between 5 and 10 only for the model Aleternum) and must not have any properties that can corrode metal in general. As regards treating water in domestic heating systems, it is advisable to use specific products that are suitable for multimetal plants, in order to optimize performance and safety, preserve these conditions over time, ensure regular operation of auxiliary equipment as well, and minimize energy consumption, in compliance with the applicable laws and standards. Compliance with this standard is a legal requirement. Use specific products suitable for multi-metal systems such as, for example, CILLIT HS 23 Combi, SENTINEL X 100 or FERNOX F1.
- to tighten the nipples apply a tightening torque between 50 and 80 Nm. Do not exceed 80 Nm.

When using the radiator, remember:

- Never use abrasive products to clean the surfaces;
- Do not use humidifiers in porous materials such as terracotta;
- Avoid fully closing the valve and thereby isolating the radiator from the system;
- If the radiator requires excessive purging, this means there is a fault with the heating system. Contact a qualified technician or call the manufacturer's technical office directly.



The manufacturer reserves the right to implement modifications without notice.

Uff. Pub. Fondital - CTC 04 P 307 - 08 | Dicembre 2022 (40 - 12/2022)

FONDITAL S.p.A. Società a unico socio

Via Cerreto, 40

25079 VOBARNO (Brescia) Italia

Tel.: +39 0365 878.31 - Fax: +39 0365 878.304

E-mail: info@fondital.it - Web: www.novaflorida.com



COMPANY WITH
QUALITY SYSTEM
CERTIFIED BY DNV GL
= ISO 9001:2015 =